



# 2017 Autosport International BTRDA Clubmans Rallycross Championship

Pembrey

6<sup>th</sup> & 7<sup>th</sup> May 2017



Results Provided by Timing Solutions Ltd  
[www.tsl-timing.com](http://www.tsl-timing.com)

# BTRDA Rallycross

## PRACTICE - CLASSIFICATION

POS	NO	CL	PIC	NAME	ENTRY	TIME	ON	LAPS	GAP	DIFF	MPH
1	44	C4x4	1	Mad' Mark WATSON	Citroen Xzara	57.283	2	5			56.54
2	8	C4x4	2	Simon HORTON	Suburu Impreza S12	57.883	5	5	0.600	0.600	55.95
3	727	2100+	1	Tommy GRAHAM	Ford Escort	58.594	5	5	1.311	0.711	55.28
4	117	1600	1	Kieran CURRAN	Vauxhall Corsa	59.029	5	5	1.746	0.435	54.87
5	191	P4x4	1	Michael MORRIS	Subaru Impreza	59.229	3	5	1.946	0.200	54.68
6	99	C4x4	3	Roger THOMAS	Vauxhall Astra	59.409	4	5	2.126	0.180	54.52
7	72	2100+	2	Tristan OVENDEN	Renault Clio	59.855	2	5	2.572	0.446	54.11
8	35	P4x4	2	Mike MANNING	Suburu Impreza	59.858	2	6	2.575	0.003	54.11
9	91	2100+	3	ALLAN TAPSCOTT	Vauxhall Corsa	59.886	3	6	2.603	0.028	54.08
10	1	C4x4	4	Gary PUSEY	Suburu Impeza S12	1:00.257	6	6	2.974	0.371	53.75
11	96	BMW	1	Bradley DURDIN	BMW Mini Cooper S	1:00.316	5	6	3.033	0.059	53.70
12	62	1600	2	Phil CHICKEN	Citroen C2	1:00.524	4	5	3.241	0.208	53.51
13	13	H MOD	1	Ryan STUTCHBURY	Peugeot 205	1:00.794	6	6	3.511	0.270	53.27
14	339	2100+	4	Gary MITCHELL	Ford Puma	1:00.867	3	5	3.584	0.073	53.21
15	11	P4x4	3	Paul DAVIS	Subaru Impreza Sti	1:01.077	4	5	3.794	0.210	53.03
16	12	2100+	5	Mark JONES	Toyota MR2 Turbo	1:01.345	4	5	4.062	0.268	52.80
17	7	2100+	6	Michael LABEDZ	Ford Fiesta	1:01.429	6	6	4.146	0.084	52.72
18	1	1600	3	John WARD	Suzuki Swift	1:01.533	2	3	4.250	0.104	52.63
19	452	2000	1	David AKIEN	Vauxhall Nova	1:01.591	5	5	4.308	0.058	52.59
20	720	16v	1	Eugene WARD	Peugeot 106 GTi	1:01.739	6	6	4.456	0.148	52.46
21	37	16v	2	Jeff Hope DAVIES	Citroen Saxo 1600cc 16v	1:01.743	7	11	4.460	0.004	52.46
22	128	P4x4	4	Willie FARRELL	Suburu Impreza	1:01.898	5	6	4.615	0.155	52.32
23	24	P4x4	5	Liam MANNING	Suburu Impreza	1:02.114	6	6	4.831	0.216	52.14
24	27	2100+	7	Paul JOHNSON	BMW M3 E36	1:02.288	5	5	5.005	0.174	52.00
25	93	BMW	2	David BELL	BMW Mini Cooper S	1:02.741	5	5	5.458	0.453	51.62
26	13	BMW	3	Damien FRICKER	BMW Mini Cooper S	1:02.783	5	5	5.500	0.042	51.59
27	3	H SMO	1	Shaun BUCKLEY	Ford Escort MK2	1:02.831	5	5	5.548	0.048	51.55
28	99	1600	4	Connor HOOK	Ford Ka	1:03.039	4	5	5.756	0.208	51.38
29	501	2000	2	David ATTIWELL	Vauxhall Nova	1:03.568	4	4	6.285	0.529	50.95
30	605	16v	3	James ORTON	Peugeot 106 GTi	1:03.570	3	5	6.287	0.002	50.95
31	791	16v	4	Keith KERRSHAWE	Peugeot 106 Gti	1:03.909	3	5	6.626	0.339	50.68
32	98	BMW	4	Terry DURDIN	BMW Mini Cooper S	1:04.041	2	5	6.758	0.132	50.57
33	45	16v	5	Graham RUMSEY	Citroen Saxo VTS	1:04.101	5	5	6.818	0.060	50.53
34	47	C4x4	5	Nigel BURKE	Suburu Impreza	1:04.199	6	6	6.916	0.098	50.45
35	666	16v	6	Daniel FLITCROFT	Citroen C2	1:04.310	5	5	7.027	0.111	50.36
36	17	H SMO	2	David EWIN	Ford Fiesta Evo	1:04.385	3	5	7.102	0.075	50.30
37	144	16v	7	Leigh-Anne SEDGWICK	Citroen Saxo VTS	1:04.979	3	5	7.696	0.594	49.84
38	610	16v	8	Leigh HICKEY	Peugeot 205 Gti	1:05.016	2	5	7.733	0.037	49.81
39	35	BMW	5	Martin HAWKES	BMW Mini Cooper S	1:05.104	3	9	7.821	0.088	49.75
40	7	H MOD	2	Brian HARDMAN	Ford Escort MK2	1:05.122	5	5	7.839	0.018	49.73
41	32	P4x4	6	Darren CLARK	Nissan Pulsar Gti-R	1:05.133	3	5	7.850	0.011	49.73
42	21	C4x4	6	Oliver BENNETT	Ford Fiesta	1:05.142	2	5	7.859	0.009	49.72
43	38	1300	1	Morgan WROOT	Suzuki Swift	1:05.266	4	5	7.983	0.124	49.62
44	36	1400	1	Jaidon BENNETT	Seat Arosa	1:05.579	5	5	8.296	0.313	49.39
45	21	2100+	8	Nick ANGRAVE	Honda Integra	1:05.667	4	5	8.384	0.088	49.32
46	7	1300	2	Tom CONSTANTINE	Suzuki Swift	1:05.961	4	5	8.678	0.294	49.10
47	61	2100+	9	Rob SCOTT	Porsche Boxter	1:05.984	3	5	8.701	0.023	49.08
48	44	2100+	10	Andy BRINKLEY	BMW M3 EVO	1:06.130	4	5	8.847	0.146	48.98
49	311	16v	9	Tomasz CHOJNACKI	Citroen Saxo	1:06.162	3	5	8.879	0.032	48.95
50	11	2100+	11	Guy CORNER	Peugeot 206	1:06.273	4	5	8.990	0.111	48.87
51	179	2000	1	Mark FINCH	Citroen Xsara	1:06.306	3	4	9.023	0.033	48.85
52	75	2000	2	Edward GIBBS	Renault Clio	1:06.406	5	5	9.123	0.100	48.77
53	761	16v	10	David MARTIN	Citroen Saxo	1:06.423	5	5	9.140	0.017	48.76
54	56	16v	11	John ROOK	Citroen C2	1:06.796	11	11	9.513	0.373	48.49
55	94	16v	12	Lee GREEN	Citroen Saxo	1:06.805	4	5	9.522	0.009	48.48
56	11	H SMO	3	Michael GRANT	Ford Fiesta	1:06.979	3	5	9.696	0.174	48.35
57	14	8v	1	Trevor BEAVEN	Citroen Saxo VTR	1:07.039	3	3	9.756	0.060	48.31
58	8	1300	3	James CONSTANTINE	Suzuki Swift	1:07.204	4	5	9.921	0.165	48.19
59	101	2000	3	Peter HAMLETT	Peugeot 306 GTi6	1:07.402	2	4	10.119	0.198	48.05
60	88	1300	4	Ole Henry STEINHOLT	Suzuki Swift	1:08.141	2	5	10.858	0.739	47.53
61	514	H SMO	4	Richard TODD	Mini	1:08.773	3	4	11.490	0.632	47.09
62	153	2000	4	Martin ROGERS	Hyundi coupe	1:08.996	3	5	11.713	0.223	46.94
63	77	2100+	12	Mike DRESSER	Lotus Exige	1:09.165	4	4	11.882	0.169	46.83
64	5	8v	2	Luke MASON	Peugeot 205 GTi	1:09.327	2	4	12.044	0.162	46.72
65	23	2000	3	Paul WILLIAMS	Ford Focus ST170	1:09.485	4	5	12.202	0.158	46.61
66	485	MiniX	1	Ian CLARK	Austin Mini	1:10.575	3	4	13.292	1.090	45.89
67	782	8v	3	Steven HICKEY	Peugeot 205 GTi	1:10.839	4	4	13.556	0.264	45.72
68	999	BMW	6	Stratis HATZISTEFANIS	BMW Mini Cooper S	1:11.192	3	4	13.909	0.353	45.49
69	57	16v	13	Juoz MESKAUSKAS	Citroen C2 VTS	1:12.654	4	4	15.371	1.462	44.58
70	478	C Mini	1	Martin KNOWLES	Mini	1:13.202	4	5	15.919	0.548	44.24
71	13	1300	5	Ethan REES	Suzuki Swift	1:13.505	4	5	16.222	0.303	44.06

Pembrey Rallycross

Circuit Length = 0.8997 miles

Start: 09:15 Flag 10:24 End: 10:24

Weather / Track : Cloudy / Dry

These results are provisional until the conclusion of any judicial and technical matters.

Clerk Of Course :	Timekeeper :
-------------------	--------------

# BTRDA Rallycross

## PRACTICE - CLASSIFICATION

72	<b>88</b>	P4x4	7	<b>Stephen SPEAR</b>	Subaru Impreza	<b>1:13.544</b>	1	2	<b>16.261</b>	0.039	44.04
73	<b>777</b>	2000	5	<b>Sue LANE</b>	Honda Civic	<b>1:14.146</b>	2	4	<b>16.863</b>	0.602	43.68
74	<b>9</b>	2100+	13	<b>Bruce BAMBER</b>	Honda Civic	<b>1:14.322</b>	4	4	<b>17.039</b>	0.176	43.58
75	<b>661</b>	H SMO	5	<b>Nick POTTER</b>	Peugeot 106	<b>1:19.532</b>	1	2	<b>22.249</b>	5.210	40.72
76	<b>18</b>	1400	2	<b>Laura BOAK</b>	Citroen C2	<b>1:20.556</b>	4	4	<b>23.273</b>	1.024	40.20
77	<b>16</b>	H SMO	6	<b>Scott STUTCHBURY</b>	Peugeot 205			0			

Weather / Track : Cloudy / Dry

These results are provisional until the conclusion of any judicial and technical matters.

Pembrey Rallycross

Circuit Length = 0.8997 miles

Start: 09:15 Flag 10:24 End: 10:24

Clerk Of Course :

Timekeeper :

# BTRDA Rallycross

## PRACTICE - LAP ANALYSIS

DIFF = Difference To Personal Best Lap

<b>P1 44 Mad' Mark WATSON</b>				
LAP	LAP TIME	DIFF	MPH	TIME OF DAY
1 -	1:02.240 (3)	4.957	52.04	09:51:57.793
2 -	<b>57.283 (1)</b>		<b>56.54</b>	<b>09:52:55.076</b>
3 -	1:00.075 (2)	2.792	53.91	09:53:55.151
4 -	1:05.178	7.895	49.69	09:55:00.329
5 -	1:05.076	7.793	49.77	09:56:05.405

<b>P2 8 Simon HORTON</b>				
LAP	LAP TIME	DIFF	MPH	TIME OF DAY
1 -	1:03.439	5.556	51.05	09:45:16.759
2 -	1:00.534 (3)	2.651	53.50	09:46:17.293
3 -	58.529 (2)	0.646	55.34	09:47:15.822
4 -	1:01.199	3.316	52.92	09:48:17.021
5 -	<b>57.883 (1)</b>		<b>55.95</b>	<b>09:49:14.904</b>

<b>P3 727 Tommy GRAHAM</b>				
LAP	LAP TIME	DIFF	MPH	TIME OF DAY
1 -	1:02.821	4.227	51.56	09:45:00.005
2 -	59.708 (3)	1.114	54.24	09:45:59.713
3 -	58.625 (2)	0.031	55.25	09:46:58.338
4 -	1:00.496	1.902	53.54	09:47:58.834
5 -	<b>58.594 (1)</b>		<b>55.28</b>	<b>09:48:57.428</b>

<b>P4 117 Kieran CURRAN</b>				
LAP	LAP TIME	DIFF	MPH	TIME OF DAY
1 -	1:06.658	7.629	48.59	09:45:22.659
2 -	1:06.020	6.991	49.06	09:46:28.679
3 -	1:03.346 (3)	4.317	51.13	09:47:32.025
4 -	59.366 (2)	0.337	54.56	09:48:31.391
5 -	<b>59.029 (1)</b>		<b>54.87</b>	<b>09:49:30.420</b>

<b>P5 191 Michael MORRIS</b>				
LAP	LAP TIME	DIFF	MPH	TIME OF DAY
1 -	1:29.409	30.180	36.22	09:45:25.194
2 -	1:06.588	7.359	48.64	09:46:31.782
3 -	<b>59.229 (1)</b>		<b>54.68</b>	<b>09:47:31.011</b>
4 -	59.967 (2)	0.738	54.01	09:48:30.978
5 -	1:04.121 (3)	4.892	50.51	09:49:35.099

<b>P6 99 Roger THOMAS</b>				
LAP	LAP TIME	DIFF	MPH	TIME OF DAY
1 -	1:07.933	8.524	47.68	09:45:02.586
2 -	1:02.285 (3)	2.876	52.00	09:46:04.871
3 -	1:01.158 (2)	1.749	52.96	09:47:06.029
4 -	<b>59.409 (1)</b>		<b>54.52</b>	<b>09:48:05.438</b>
5 -	1:02.721	3.312	51.64	09:49:08.159

<b>P7 72 Tristan OVENDEN</b>				
LAP	LAP TIME	DIFF	MPH	TIME OF DAY
1 -	1:07.004	7.149	48.34	09:37:19.482
2 -	<b>59.855 (1)</b>		<b>54.11</b>	<b>09:38:19.337</b>
3 -	1:04.014 (2)	4.159	50.59	09:39:23.351
4 -	1:05.088	5.233	49.76	09:40:28.439
5 -	1:04.184 (3)	4.329	50.46	09:41:32.623

DIFF = Difference To Personal Best Lap

<b>P8 35 Mike MANNING</b>				
LAP	LAP TIME	DIFF	MPH	TIME OF DAY
1 -	1:06.128	6.270	48.98	10:18:25.024
2 -	<b>59.858 (1)</b>		<b>54.11</b>	<b>10:19:24.882</b>
3 -	1:03.270 (3)	3.412	51.19	10:20:28.152
4 -	1:01.461 (2)	1.603	52.70	10:21:29.613
5 -	1:03.564	3.706	50.95	10:22:33.177
6 -	1:08.182	8.324	47.50	10:23:41.359

<b>P9 91 ALLAN TAPSCOTT</b>				
LAP	LAP TIME	DIFF	MPH	TIME OF DAY
1 -	1:09.057	9.171	46.90	10:18:31.599
2 -	1:03.629	3.743	50.90	10:19:35.228
3 -	<b>59.886 (1)</b>		<b>54.08</b>	<b>10:20:35.114</b>
4 -	59.890 (2)	0.004	54.08	10:21:35.004
5 -	1:04.307	4.421	50.36	10:22:39.311
6 -	1:00.560 (3)	0.674	53.48	10:23:39.871

<b>P10 1 Gary PUSEY</b>				
LAP	LAP TIME	DIFF	MPH	TIME OF DAY
1 -	1:14.179	13.922	43.66	10:18:54.385
2 -	1:04.858	4.601	49.94	10:19:59.243
3 -	1:01.652 (3)	1.395	52.53	10:21:00.895
4 -	1:04.457	4.200	50.25	10:22:05.352
5 -	1:01.354 (2)	1.097	52.79	10:23:06.706
6 -	<b>1:00.257 (1)</b>		<b>53.75</b>	<b>10:24:06.963</b>

<b>P11 96 Bradley DURDIN</b>				
LAP	LAP TIME	DIFF	MPH	TIME OF DAY
1 -	1:03.079 (3)	2.763	51.34	09:52:13.267
2 -	1:00.318 (2)	0.002	53.70	09:53:13.585
3 -	1:03.821	3.505	50.75	09:54:17.406
4 -	1:07.331	7.015	48.10	09:55:24.737
5 -	<b>1:00.316 (1)</b>		<b>53.70</b>	<b>09:56:25.053</b>
6 -	1:30.892	30.576	35.63	09:57:55.945

<b>P12 62 Phil CHICKEN</b>				
LAP	LAP TIME	DIFF	MPH	TIME OF DAY
1 -	1:10.658	10.134	45.84	10:05:07.386
2 -	1:02.714 (2)	2.190	51.64	10:06:10.100
3 -	1:03.852 (3)	3.328	50.72	10:07:13.952
4 -	<b>1:00.524 (1)</b>		<b>53.51</b>	<b>10:08:14.476</b>
5 -	1:05.934	5.410	49.12	10:09:20.410

<b>P13 13 Ryan STUTCHBURY</b>				
LAP	LAP TIME	DIFF	MPH	TIME OF DAY
1 -	1:07.645	6.851	47.88	10:04:56.078
2 -	1:02.014 (2)	1.220	52.23	10:05:58.092
3 -	1:02.980 (3)	2.186	51.43	10:07:01.072
4 -	1:04.865	4.071	49.93	10:08:05.937
5 -	1:06.572	5.778	48.65	10:09:12.509
6 -	<b>1:00.794 (1)</b>		<b>53.27</b>	<b>10:10:13.303</b>

<b>P14 339 Gary MITCHELL</b>				
LAP	LAP TIME	DIFF	MPH	TIME OF DAY
1 -	1:19.835	18.968	40.57	10:05:04.006
2 -	1:02.392 (2)	1.525	51.91	10:06:06.398
3 -	<b>1:00.867 (1)</b>		<b>53.21</b>	<b>10:07:07.265</b>

Weather / Track : Cloudy / Dry

Pembrey Rallycross

Circuit Length = 0.8997 miles

Start: 09:15 Flag 10:24 End: 10:24

# BTRDA Rallycross

## PRACTICE - LAP ANALYSIS

DIFF = Difference To Personal Best Lap

4 -	1:03.073 (3)	2.206	51.35	10:08:10.338
5 -	1:06.801	5.934	48.48	10:09:17.139

### P15 11 Paul DAVIS

LAP	LAP TIME	DIFF	MPH	TIME OF DAY
1 -	1:09.100	8.023	46.87	09:36:50.795
2 -	1:03.372 (3)	2.295	51.11	09:37:54.167
3 -	1:07.189	6.112	48.20	09:39:01.356
4 -	<b>1:01.077 (1)</b>		<b>53.03</b>	<b>09:40:02.433</b>
5 -	1:03.157 (2)	2.080	51.28	09:41:05.590

### P16 12 Mark JONES

LAP	LAP TIME	DIFF	MPH	TIME OF DAY
1 -	1:08.097 (3)	6.752	47.56	09:25:39.555
2 -	1:09.289	7.944	46.74	09:26:48.844
3 -	1:05.886 (2)	4.541	49.16	09:27:54.730
4 -	<b>1:01.345 (1)</b>		<b>52.80</b>	<b>09:28:56.075</b>
5 -	2:04.885	1:03.540	25.93	09:31:00.960

### P17 7 Michael LABEDZ

LAP	LAP TIME	DIFF	MPH	TIME OF DAY
1 -	1:10.829	9.400	45.73	10:18:24.034
2 -	1:10.369	8.940	46.02	10:19:34.403
3 -	1:07.958 (2)	6.529	47.66	10:20:42.361
4 -	1:13.448	12.019	44.10	10:21:55.809
5 -	1:09.387 (3)	7.958	46.68	10:23:05.196
6 -	<b>1:01.429 (1)</b>		<b>52.72</b>	<b>10:24:06.625</b>

### P18 1 John WARD

LAP	LAP TIME	DIFF	MPH	TIME OF DAY
1 -	1:01.813 (2)	0.280	52.40	09:39:46.209
2 -	<b>1:01.533 (1)</b>		<b>52.63</b>	<b>09:40:47.742</b>
3 -	1:26.856 (3)	25.323	37.29	09:42:14.598

### P19 452 David AKIEN

LAP	LAP TIME	DIFF	MPH	TIME OF DAY
1 -	1:13.913	12.322	43.82	09:52:28.739
2 -	1:04.210 (3)	2.619	50.44	09:53:32.949
3 -	1:04.204 (2)	2.613	50.44	09:54:37.153
4 -	1:10.850	9.259	45.71	09:55:48.003
5 -	<b>1:01.591 (1)</b>		<b>52.59</b>	<b>09:56:49.594</b>

### P20 720 Eugene WARD

LAP	LAP TIME	DIFF	MPH	TIME OF DAY
1 -	1:10.278	8.539	46.08	10:18:34.089
2 -	1:05.861	4.122	49.18	10:19:39.950
3 -	1:04.306 (2)	2.567	50.36	10:20:44.256
4 -	1:06.115	4.376	48.99	10:21:50.371
5 -	1:05.048 (3)	3.309	49.79	10:22:55.419
6 -	<b>1:01.739 (1)</b>		<b>52.46</b>	<b>10:23:57.158</b>

### P21 37 Jeff Hope DAVIES

LAP	LAP TIME	DIFF	MPH	TIME OF DAY
1 -	1:13.864	12.121	43.85	09:26:02.794
2 -	1:07.600	5.857	47.91	09:27:10.394
3 -	1:13.182	11.439	44.26	09:28:23.576
4 -	1:10.266	8.523	46.09	09:29:33.842
5 -	47:36.326	46:34.583	1.13	10:17:10.168

DIFF = Difference To Personal Best Lap

6 -	1:03.888 (3)	2.145	50.69	10:18:14.056
7 -	<b>1:01.743 (1)</b>		<b>52.46</b>	<b>10:19:15.799</b>
8 -	1:05.528	3.785	49.43	10:20:21.327
9 -	1:02.176 (2)	0.433	52.09	10:21:23.503
10 -	1:06.927	5.184	48.39	10:22:30.430
11 -	1:06.176	4.433	48.94	10:23:36.606

### P22 128 Willie FARRELL

LAP	LAP TIME	DIFF	MPH	TIME OF DAY
1 -	1:06.085 (3)	4.187	49.01	09:51:57.808
2 -	1:07.208	5.310	48.19	09:53:05.016
3 -	1:11.809	9.911	45.10	09:54:16.825
4 -	1:02.542 (2)	0.644	51.79	09:55:19.367
5 -	<b>1:01.898 (1)</b>		<b>52.32</b>	<b>09:56:21.265</b>
6 -	1:32.154	30.256	35.14	09:57:53.419

### P23 24 Liam MANNING

LAP	LAP TIME	DIFF	MPH	TIME OF DAY
1 -	1:11.783	9.669	45.12	10:18:29.354
2 -	1:05.292	3.178	49.60	10:19:34.646
3 -	1:07.584	5.470	47.92	10:20:42.230
4 -	1:02.507 (3)	0.393	51.81	10:21:44.737
5 -	1:02.397 (2)	0.283	51.91	10:22:47.134
6 -	<b>1:02.114 (1)</b>		<b>52.14</b>	<b>10:23:49.248</b>

### P24 27 Paul JOHNSON

LAP	LAP TIME	DIFF	MPH	TIME OF DAY
1 -	1:19.575	17.287	40.70	10:05:29.107
2 -	1:13.858	11.570	43.85	10:06:42.965
3 -	1:05.764 (3)	3.476	49.25	10:07:48.729
4 -	1:04.607 (2)	2.319	50.13	10:08:53.336
5 -	<b>1:02.288 (1)</b>		<b>52.00</b>	<b>10:09:55.624</b>

### P25 93 David BELL

LAP	LAP TIME	DIFF	MPH	TIME OF DAY
1 -	1:10.416	7.675	45.99	09:52:32.780
2 -	1:11.087	8.346	45.56	09:53:43.867
3 -	1:03.403 (2)	0.662	51.08	09:54:47.270
4 -	1:04.538 (3)	1.797	50.18	09:55:51.808
5 -	<b>1:02.741 (1)</b>		<b>51.62</b>	<b>09:56:54.549</b>

### P26 13 Damien FRICKER

LAP	LAP TIME	DIFF	MPH	TIME OF DAY
1 -	1:15.761	12.978	42.75	09:52:31.666
2 -	1:06.694 (3)	3.911	48.56	09:53:38.360
3 -	1:03.948 (2)	1.165	50.65	09:54:42.308
4 -	1:08.605	5.822	47.21	09:55:50.913
5 -	<b>1:02.783 (1)</b>		<b>51.59</b>	<b>09:56:53.696</b>

### P27 3 Shaun BUCKLEY

LAP	LAP TIME	DIFF	MPH	TIME OF DAY
1 -	1:07.098	4.267	48.27	09:52:42.165
2 -	1:04.696 (2)	1.865	50.06	09:53:46.861
3 -	1:09.773	6.942	46.42	09:54:56.634
4 -	1:05.717 (3)	2.886	49.28	09:56:02.351
5 -	<b>1:02.831 (1)</b>		<b>51.55</b>	<b>09:57:05.182</b>

Weather / Track : Cloudy / Dry

Pembrey Rallycross

Circuit Length = 0.8997 miles

Start: 09:15 Flag 10:24 End: 10:24

# BTRDA Rallycross

## PRACTICE - LAP ANALYSIS

DIFF = Difference To Personal Best Lap

<b>P28 99 Connor HOOK</b>				
LAP	LAP TIME	DIFF	MPH	TIME OF DAY
1 -	1:18.306	15.267	41.36	10:05:20.318
2 -	1:05.533	2.494	49.42	10:06:25.851
3 -	1:03.654 (2)	0.615	50.88	10:07:29.505
4 -	<b>1:03.039 (1)</b>		<b>51.38</b>	<b>10:08:32.544</b>
5 -	1:03.725 (3)	0.686	50.82	10:09:36.269

<b>P29 501 David ATTIWELL</b>				
LAP	LAP TIME	DIFF	MPH	TIME OF DAY
1 -	1:09.626	6.058	46.52	09:25:38.498
2 -	1:07.604 (3)	4.036	47.91	09:26:46.102
3 -	1:04.111 (2)	0.543	50.52	09:27:50.213
4 -	<b>1:03.568 (1)</b>		<b>50.95</b>	<b>09:28:53.781</b>

<b>P30 605 James ORTON</b>				
LAP	LAP TIME	DIFF	MPH	TIME OF DAY
1 -	1:14.367	10.797	43.55	10:05:05.394
2 -	1:06.040 (3)	2.470	49.04	10:06:11.434
3 -	<b>1:03.570 (1)</b>		<b>50.95</b>	<b>10:07:15.004</b>
4 -	1:06.774	3.204	48.50	10:08:21.778
5 -	1:05.560 (2)	1.990	49.40	10:09:27.338

<b>P31 791 Keith KERRSHAWE</b>				
LAP	LAP TIME	DIFF	MPH	TIME OF DAY
1 -	1:20.415	16.506	40.27	10:05:25.118
2 -	1:08.749 (3)	4.840	47.11	10:06:33.867
3 -	<b>1:03.909 (1)</b>		<b>50.68</b>	<b>10:07:37.776</b>
4 -	1:09.672	5.763	46.49	10:08:47.448
5 -	1:04.386 (2)	0.477	50.30	10:09:51.834

<b>P32 98 Terry DURDIN</b>				
LAP	LAP TIME	DIFF	MPH	TIME OF DAY
1 -	1:11.305	7.264	45.42	09:52:20.558
2 -	<b>1:04.041 (1)</b>		<b>50.57</b>	<b>09:53:24.599</b>
3 -	1:26.525	22.484	37.43	09:54:51.124
4 -	1:07.155 (3)	3.114	48.23	09:55:58.279
5 -	1:06.160 (2)	2.119	48.95	09:57:04.439

<b>P33 45 Graham RUMSEY</b>				
LAP	LAP TIME	DIFF	MPH	TIME OF DAY
1 -	1:12.597	8.496	44.61	09:36:57.012
2 -	1:10.173	6.072	46.15	09:38:07.185
3 -	1:07.465 (3)	3.364	48.01	09:39:14.650
4 -	1:07.383 (2)	3.282	48.06	09:40:22.033
5 -	<b>1:04.101 (1)</b>		<b>50.53</b>	<b>09:41:26.134</b>

<b>P34 47 Nigel BURKE</b>				
LAP	LAP TIME	DIFF	MPH	TIME OF DAY
1 -	1:12.558	8.359	44.64	10:18:38.798
2 -	1:11.694	7.495	45.17	10:19:50.492
3 -	1:04.532 (2)	0.333	50.19	10:20:55.024
4 -	1:07.512 (3)	3.313	47.97	10:22:02.536
5 -	1:10.972	6.773	45.63	10:23:13.508
6 -	<b>1:04.199 (1)</b>		<b>50.45</b>	<b>10:24:17.707</b>

DIFF = Difference To Personal Best Lap

<b>P35 666 Daniel FLITCROFT</b>				
LAP	LAP TIME	DIFF	MPH	TIME OF DAY
1 -	1:11.244	6.934	45.46	09:36:43.165
2 -	1:06.655	2.345	48.59	09:37:49.820
3 -	1:05.553 (3)	1.243	49.41	09:38:55.373
4 -	1:04.839 (2)	0.529	49.95	09:40:00.212
5 -	<b>1:04.310 (1)</b>		<b>50.36</b>	<b>09:41:04.522</b>

<b>P36 17 David EWIN</b>				
LAP	LAP TIME	DIFF	MPH	TIME OF DAY
1 -	1:20.913	16.528	40.03	10:05:16.341
2 -	1:07.245 (2)	2.860	48.16	10:06:23.586
3 -	<b>1:04.385 (1)</b>		<b>50.30</b>	<b>10:07:27.971</b>
4 -	1:10.470	6.085	45.96	10:08:38.441
5 -	1:09.504 (3)	5.119	46.60	10:09:47.945

<b>P37 144 Leigh-Anne SEDGWICK</b>				
LAP	LAP TIME	DIFF	MPH	TIME OF DAY
1 -	1:10.063	5.084	46.23	09:36:50.004
2 -	1:13.714	8.735	43.94	09:38:03.718
3 -	<b>1:04.979 (1)</b>		<b>49.84</b>	<b>09:39:08.697</b>
4 -	1:07.382 (3)	2.403	48.07	09:40:16.079
5 -	1:05.228 (2)	0.249	49.65	09:41:21.307

<b>P38 610 Leigh HICKEY</b>				
LAP	LAP TIME	DIFF	MPH	TIME OF DAY
1 -	1:13.904	8.888	43.82	09:37:19.743
2 -	<b>1:05.016 (1)</b>		<b>49.81</b>	<b>09:38:24.759</b>
3 -	1:05.430 (2)	0.414	49.50	09:39:30.189
4 -	1:07.789 (3)	2.773	47.78	09:40:37.978
5 -	1:15.539	10.523	42.87	09:41:53.517

<b>P39 35 Martin HAWKES</b>				
LAP	LAP TIME	DIFF	MPH	TIME OF DAY
1 -	1:13.925	8.821	43.81	09:52:32.365
2 -	1:11.484	6.380	45.31	09:53:43.849
3 -	<b>1:05.104 (1)</b>		<b>49.75</b>	<b>09:54:48.953</b>
4 -	8:50.091	7:44.987	6.11	10:03:39.044
5 -	1:08.295	3.191	47.42	10:04:47.339
6 -	1:05.298 (3)	0.194	49.60	10:05:52.637
7 -	1:05.207 (2)	0.103	49.67	10:06:57.844
8 -	1:08.321	3.217	47.40	10:08:06.165
9 -	1:11.886	6.782	45.05	10:09:18.051

<b>P40 7 Brian HARDMAN</b>				
LAP	LAP TIME	DIFF	MPH	TIME OF DAY
1 -	1:12.215	7.093	44.85	09:45:10.975
2 -	1:07.813 (3)	2.691	47.76	09:46:18.788
3 -	1:07.642 (2)	2.520	47.88	09:47:26.430
4 -	1:12.063	6.941	44.94	09:48:38.493
5 -	<b>1:05.122 (1)</b>		<b>49.73</b>	<b>09:49:43.615</b>

<b>P41 32 Darren CLARK</b>				
LAP	LAP TIME	DIFF	MPH	TIME OF DAY
1 -	1:20.029	14.896	40.47	10:05:28.446
2 -	1:13.966	8.833	43.79	10:06:42.412
3 -	<b>1:05.133 (1)</b>		<b>49.73</b>	<b>10:07:47.545</b>
4 -	1:05.448 (2)	0.315	49.49	10:08:52.993

Pembrey Rallycross

Circuit Length = 0.8997 miles

Start: 09:15 Flag 10:24 End: 10:24

Weather / Track : Cloudy / Dry

# BTRDA Rallycross

## PRACTICE - LAP ANALYSIS

DIFF = Difference To Personal Best Lap

5 - 1:08.140 (3) 3.007 47.53 10:10:01.133

### P42 21 Oliver BENNETT

LAP	LAP TIME	DIFF	MPH	TIME OF DAY
1 -	1:05.363 (2)	0.221	49.55	09:52:39.259
2 -	<b>1:05.142 (1)</b>		<b>49.72</b>	<b>09:53:44.401</b>
3 -	1:17.945	12.803	41.55	09:55:02.346
4 -	1:06.638 (3)	1.496	48.60	09:56:08.984
5 -	1:13.617	8.475	43.99	09:57:22.601

### P43 38 Morgan WROOT

LAP	LAP TIME	DIFF	MPH	TIME OF DAY
1 -	1:12.231	6.965	44.84	09:16:52.799
2 -	1:13.203	7.937	44.24	09:18:06.002
3 -	1:06.128 (2)	0.862	48.98	09:19:12.130
4 -	<b>1:05.266 (1)</b>		<b>49.62</b>	<b>09:20:17.396</b>
5 -	1:06.851 (3)	1.585	48.45	09:21:24.247

### P44 36 Jaidon BENNETT

LAP	LAP TIME	DIFF	MPH	TIME OF DAY
1 -	1:20.024	14.445	40.47	09:16:37.806
2 -	1:09.343 (3)	3.764	46.71	09:17:47.149
3 -	1:07.385 (2)	1.806	48.06	09:18:54.534
4 -	1:10.034	4.455	46.25	09:20:04.568
5 -	<b>1:05.579 (1)</b>		<b>49.39</b>	<b>09:21:10.147</b>

### P45 21 Nick ANGRAVE

LAP	LAP TIME	DIFF	MPH	TIME OF DAY
1 -	1:11.342	5.675	45.40	09:37:02.017
2 -	1:08.904	3.237	47.00	09:38:10.921
3 -	1:06.027 (2)	0.360	49.05	09:39:16.948
4 -	<b>1:05.667 (1)</b>		<b>49.32</b>	<b>09:40:22.615</b>
5 -	1:08.258 (3)	2.591	47.45	09:41:30.873

### P46 7 Tom CONSTANTINE

LAP	LAP TIME	DIFF	MPH	TIME OF DAY
1 -	1:19.886	13.925	40.54	09:16:42.693
2 -	1:07.641	1.680	47.88	09:17:50.334
3 -	1:05.993 (2)	0.032	49.08	09:18:56.327
4 -	<b>1:05.961 (1)</b>		<b>49.10</b>	<b>09:20:02.288</b>
5 -	1:05.997 (3)	0.036	49.07	09:21:08.285

### P47 61 Rob SCOTT

LAP	LAP TIME	DIFF	MPH	TIME OF DAY
1 -	1:10.912 (3)	4.928	45.67	09:37:03.009
2 -	1:11.216	5.232	45.48	09:38:14.225
3 -	<b>1:05.984 (1)</b>		<b>49.08</b>	<b>09:39:20.209</b>
4 -	1:07.910 (2)	1.926	47.69	09:40:28.119
5 -	1:24.183	18.199	38.47	09:41:52.302

### P48 44 Andy BRINKLEY

LAP	LAP TIME	DIFF	MPH	TIME OF DAY
1 -	1:20.256	14.126	40.35	10:05:32.972
2 -	1:14.754	8.624	43.32	10:06:47.726
3 -	1:11.447 (3)	5.317	45.33	10:07:59.173
4 -	<b>1:06.130 (1)</b>		<b>48.98</b>	<b>10:09:05.303</b>
5 -	1:07.022 (2)	0.892	48.32	10:10:12.325

DIFF = Difference To Personal Best Lap

### P49 311 Tomasz CHOJNACKI

LAP	LAP TIME	DIFF	MPH	TIME OF DAY
1 -	1:12.546	6.384	44.64	09:36:59.347
2 -	1:11.027	4.865	45.60	09:38:10.374
3 -	<b>1:06.162 (1)</b>		<b>48.95</b>	<b>09:39:16.536</b>
4 -	1:09.863 (3)	3.701	46.36	09:40:26.399
5 -	1:07.177 (2)	1.015	48.21	09:41:33.576

### P50 11 Guy CORNER

LAP	LAP TIME	DIFF	MPH	TIME OF DAY
1 -	1:13.543	7.270	44.04	09:52:51.583
2 -	1:07.261 (3)	0.988	48.15	09:53:58.844
3 -	1:07.029 (2)	0.756	48.32	09:55:05.873
4 -	<b>1:06.273 (1)</b>		<b>48.87</b>	<b>09:56:12.146</b>
5 -	1:17.231	10.958	41.94	09:57:29.377

### P51 179 Mark FINCH

LAP	LAP TIME	DIFF	MPH	TIME OF DAY
1 -	1:22.312	16.006	39.35	09:25:56.630
2 -	1:09.893 (3)	3.587	46.34	09:27:06.523
3 -	<b>1:06.306 (1)</b>		<b>48.85</b>	<b>09:28:12.829</b>
4 -	1:09.601 (2)	3.295	46.53	09:29:22.430

### P52 75 Edward GIBBS

LAP	LAP TIME	DIFF	MPH	TIME OF DAY
1 -	1:09.763	3.357	46.42	09:37:05.673
2 -	1:10.040	3.634	46.24	09:38:15.713
3 -	1:07.093 (2)	0.687	48.27	09:39:22.806
4 -	1:08.259 (3)	1.853	47.45	09:40:31.065
5 -	<b>1:06.406 (1)</b>		<b>48.77</b>	<b>09:41:37.471</b>

### P53 761 David MARTIN

LAP	LAP TIME	DIFF	MPH	TIME OF DAY
1 -	1:11.478	5.055	45.31	09:36:46.389
2 -	1:06.960 (2)	0.537	48.37	09:37:53.349
3 -	1:07.532 (3)	1.109	47.96	09:39:00.881
4 -	1:09.309	2.886	46.73	09:40:10.190
5 -	<b>1:06.423 (1)</b>		<b>48.76</b>	<b>09:41:16.613</b>

### P54 56 John ROOK

LAP	LAP TIME	DIFF	MPH	TIME OF DAY
1 -	1:15.556	8.760	42.86	09:52:57.342
2 -	1:15.698	8.902	42.78	09:54:13.040
3 -	1:11.588	4.792	45.24	09:55:24.628
4 -	1:08.805	2.009	47.07	09:56:33.433
5 -	20:54.953	19:48.157	2.58	10:17:28.386
6 -	1:13.138	6.342	44.28	10:18:41.524
7 -	1:08.076 (3)	1.280	47.58	10:19:49.600
8 -	1:12.504	5.708	44.67	10:21:02.104
9 -	1:10.465	3.669	45.96	10:22:12.569
10 -	1:07.172 (2)	0.376	48.22	10:23:19.741
11 -	<b>1:06.796 (1)</b>		<b>48.49</b>	<b>10:24:26.537</b>

### P55 94 Lee GREEN

LAP	LAP TIME	DIFF	MPH	TIME OF DAY
1 -	1:09.763	2.958	46.42	10:04:55.347
2 -	1:09.633 (3)	2.828	46.51	10:06:04.980
3 -	1:07.034 (2)	0.229	48.32	10:07:12.014

Pembrey Rallycross

Circuit Length = 0.8997 miles

Start: 09:15 Flag 10:24 End: 10:24

Weather / Track : Cloudy / Dry

# BTRDA Rallycross

## PRACTICE - LAP ANALYSIS

DIFF = Difference To Personal Best Lap

4 - **1:06.805 (1)** **48.48** **10:08:18.819**  
 5 - 1:15.070 8.265 43.14 10:09:33.889

<b>P56 11 Michael GRANT</b>				
LAP	LAP TIME	DIFF	MPH	TIME OF DAY
1 -	1:10.760	3.781	45.77	09:37:04.719
2 -	1:10.268	3.289	46.09	09:38:14.987
3 -	<b>1:06.979 (1)</b>		<b>48.35</b>	<b>09:39:21.966</b>
4 -	1:09.344 (3)	2.365	46.71	09:40:31.310
5 -	1:08.021 (2)	1.042	47.61	09:41:39.331

<b>P57 14 Trevor BEAVEN</b>				
LAP	LAP TIME	DIFF	MPH	TIME OF DAY
1 -	1:11.926 (3)	4.887	45.03	09:25:52.418
2 -	1:11.074 (2)	4.035	45.57	09:27:03.492
3 -	<b>1:07.039 (1)</b>		<b>48.31</b>	<b>09:28:10.531</b>

<b>P58 8 James CONSTANTINE</b>				
LAP	LAP TIME	DIFF	MPH	TIME OF DAY
1 -	1:19.810	12.606	40.58	09:16:49.766
2 -	1:17.722	10.518	41.67	09:18:07.488
3 -	1:11.452 (3)	4.248	45.33	09:19:18.940
4 -	<b>1:07.204 (1)</b>		<b>48.19</b>	<b>09:20:26.144</b>
5 -	1:11.108 (2)	3.904	45.55	09:21:37.252

<b>P59 101 Peter HAMLETT</b>				
LAP	LAP TIME	DIFF	MPH	TIME OF DAY
1 -	1:16.500	9.098	42.34	09:26:15.859
2 -	<b>1:07.402 (1)</b>		<b>48.05</b>	<b>09:27:23.261</b>
3 -	1:09.862 (2)	2.460	46.36	09:28:33.123
4 -	1:12.698 (3)	5.296	44.55	09:29:45.821

<b>P60 88 Ole Henry STEINHOLT</b>				
LAP	LAP TIME	DIFF	MPH	TIME OF DAY
1 -	1:15.180	7.039	43.08	09:16:50.041
2 -	<b>1:08.141 (1)</b>		<b>47.53</b>	<b>09:17:58.182</b>
3 -	1:09.626 (3)	1.485	46.52	09:19:07.808
4 -	1:08.412 (2)	0.271	47.34	09:20:16.220
5 -	1:20.029	11.888	40.47	09:21:36.249

<b>P61 514 Richard TODD</b>				
LAP	LAP TIME	DIFF	MPH	TIME OF DAY
1 -	1:17.021	8.248	42.05	09:26:03.625
2 -	1:11.686 (2)	2.913	45.18	09:27:15.311
3 -	<b>1:08.773 (1)</b>		<b>47.09</b>	<b>09:28:24.084</b>
4 -	1:14.139 (3)	5.366	43.68	09:29:38.223

<b>P62 153 Martin ROGERS</b>				
LAP	LAP TIME	DIFF	MPH	TIME OF DAY
1 -	1:12.258	3.262	44.82	09:36:49.266
2 -	1:14.226	5.230	43.63	09:38:03.492
3 -	<b>1:08.996 (1)</b>		<b>46.94</b>	<b>09:39:12.488</b>
4 -	1:09.284 (2)	0.288	46.75	09:40:21.772
5 -	1:09.570 (3)	0.574	46.55	09:41:31.342

DIFF = Difference To Personal Best Lap

<b>P63 77 Mike DRESSER</b>				
LAP	LAP TIME	DIFF	MPH	TIME OF DAY
1 -	1:10.364 (2)	1.199	46.03	09:26:03.639
2 -	1:11.652 (3)	2.487	45.20	09:27:15.291
3 -	1:13.195	4.030	44.25	09:28:28.486
4 -	<b>1:09.165 (1)</b>		<b>46.83</b>	<b>09:29:37.651</b>

<b>P64 5 Luke MASON</b>				
LAP	LAP TIME	DIFF	MPH	TIME OF DAY
1 -	1:15.978	6.651	42.63	09:26:11.566
2 -	<b>1:09.327 (1)</b>		<b>46.72</b>	<b>09:27:20.893</b>
3 -	1:11.114 (3)	1.787	45.54	09:28:32.007
4 -	1:09.682 (2)	0.355	46.48	09:29:41.689

<b>P65 23 Paul WILLIAMS</b>				
LAP	LAP TIME	DIFF	MPH	TIME OF DAY
1 -	1:14.898	5.413	43.24	09:52:39.400
2 -	1:12.123 (2)	2.638	44.91	09:53:51.523
3 -	1:14.041 (3)	4.556	43.74	09:55:05.564
4 -	<b>1:09.485 (1)</b>		<b>46.61</b>	<b>09:56:15.049</b>
5 -	1:32.293	22.808	35.09	09:57:47.342

<b>P66 485 Ian CLARK</b>				
LAP	LAP TIME	DIFF	MPH	TIME OF DAY
1 -	1:12.113 (2)	1.538	44.91	10:05:33.752
2 -	1:15.447	4.872	42.93	10:06:49.199
3 -	<b>1:10.575 (1)</b>		<b>45.89</b>	<b>10:07:59.774</b>
4 -	1:12.183 (3)	1.608	44.87	10:09:11.957

<b>P67 782 Steven HICKEY</b>				
LAP	LAP TIME	DIFF	MPH	TIME OF DAY
1 -	1:15.597	4.758	42.84	09:37:19.994
2 -	1:11.466 (2)	0.627	45.32	09:38:31.460
3 -	1:14.175 (3)	3.336	43.66	09:39:45.635
4 -	<b>1:10.839 (1)</b>		<b>45.72</b>	<b>09:40:56.474</b>

<b>P68 999 Stratis HATZISTEFANIS</b>				
LAP	LAP TIME	DIFF	MPH	TIME OF DAY
1 -	1:13.506 (2)	2.314	44.06	09:53:43.522
2 -	1:19.685 (3)	8.493	40.64	09:55:03.207
3 -	<b>1:11.192 (1)</b>		<b>45.49</b>	<b>09:56:14.399</b>
4 -	1:31.847	20.655	35.26	09:57:46.246

<b>P69 57 Juoz MESKAUSKAS</b>				
LAP	LAP TIME	DIFF	MPH	TIME OF DAY
1 -	1:19.875	7.221	40.55	09:26:02.644
2 -	1:14.992 (3)	2.338	43.19	09:27:17.636
3 -	1:14.754 (2)	2.100	43.32	09:28:32.390
4 -	<b>1:12.654 (1)</b>		<b>44.58</b>	<b>09:29:45.044</b>

<b>P70 478 Martin KNOWLES</b>				
LAP	LAP TIME	DIFF	MPH	TIME OF DAY
1 -	1:26.312	13.110	37.52	10:05:20.616
2 -	1:22.023 (3)	8.821	39.48	10:06:42.639
3 -	1:16.964 (2)	3.762	42.08	10:07:59.603
4 -	<b>1:13.202 (1)</b>		<b>44.24</b>	<b>10:09:12.805</b>
5 -	1:23.521	10.319	38.78	10:10:36.326

Weather / Track : Cloudy / Dry

Pembrey Rallycross  
 Circuit Length = 0.8997 miles  
 Start: 09:15 Flag 10:24 End: 10:24



# BTRDA Rallycross

## PRACTICE - LAP ANALYSIS

DIFF = Difference To Personal Best Lap

<b>P71 13 Ethan REES</b>				
LAP	LAP TIME	DIFF	MPH	TIME OF DAY
1 -	1:37.830	24.325	33.10	09:17:01.513
2 -	1:18.155 (3)	4.650	41.44	09:18:19.668
3 -	1:15.757 (2)	2.252	42.75	09:19:35.425
4 -	<b>1:13.505 (1)</b>		<b>44.06</b>	<b>09:20:48.930</b>
5 -	1:30.508	17.003	35.78	09:22:19.438

<b>P72 88 Stephen SPEAR</b>				
LAP	LAP TIME	DIFF	MPH	TIME OF DAY
1 -	<b>1:13.544 (1)</b>		<b>44.04</b>	<b>09:45:16.094</b>
2 -	1:29.759 (2)	16.215	36.08	09:46:45.853

<b>P73 777 Sue LANE</b>				
LAP	LAP TIME	DIFF	MPH	TIME OF DAY
1 -	1:24.250 (3)	10.104	38.44	09:26:01.977
2 -	<b>1:14.146 (1)</b>		<b>43.68</b>	<b>09:27:16.123</b>
3 -	1:16.815 (2)	2.669	42.16	09:28:32.938
4 -	2:39.362	1:25.216	20.32	09:31:12.300

<b>P74 9 Bruce BAMBER</b>				
LAP	LAP TIME	DIFF	MPH	TIME OF DAY
1 -	1:33.369	19.047	34.69	09:52:54.431
2 -	1:23.451 (3)	9.129	38.81	09:54:17.882
3 -	1:17.969 (2)	3.647	41.54	09:55:35.851
4 -	<b>1:14.322 (1)</b>		<b>43.58</b>	<b>09:56:50.173</b>

<b>P75 661 Nick POTTER</b>				
LAP	LAP TIME	DIFF	MPH	TIME OF DAY
1 -	<b>1:19.532 (1)</b>		<b>40.72</b>	<b>10:05:26.586</b>
2 -	1:31.403 (2)	11.871	35.43	10:06:57.989

<b>P76 18 Laura BOAK</b>				
LAP	LAP TIME	DIFF	MPH	TIME OF DAY
1 -	1:29.085 (3)	8.529	36.35	09:17:08.027
2 -	1:28.150 (2)	7.594	36.74	09:18:36.177
3 -	1:40.535	19.979	32.21	09:20:16.712
4 -	<b>1:20.556 (1)</b>		<b>40.20</b>	<b>09:21:37.268</b>

# Junior Rallycross

## HEAT 1 - CLASSIFICATION

POS	NO	NAME	ENTRY	LAP 1	LAP 2	LAP 3	HEAT	POINTS
1	38	Morgan WROOT	Suzuki Swift	1:10.503	1:07.864	1:04.461	3:22.828	1
2	7	Tom CONSTANTINE	Suzuki Swift	1:16.889	1:05.424	1:04.208	3:26.521	2
3	8	James CONSTANTINE	Suzuki Swift	1:16.462	1:05.657	1:06.644	3:28.763	3
4	36	Jaidon BENNETT	Seat Arosa	1:14.600	1:15.343	1:09.723	3:39.666	4
5	88	Ole Henry STEINHOLT	Suzuki Swift	1:19.943	1:04.654	1:15.913	3:40.510	5
6	13	Ethan REES	Suzuki Swift	1:20.529	1:13.810	1:09.003	3:43.342	6
7	18	Laura BOAK	Citroen C2	1:27.760	1:15.568	1:17.596	4:00.924	7

Weather / Track : Cloudy / Dry

These results are provisional until the conclusion of any judicial and technical matters.

Pembrey Rallycross

Circuit Length = 0.8997 miles

Start: 10:50 Flag 10:54 End: 10:55

Clerk Of Course :

Timekeeper :

# Historic Rallycross

## HEAT 1 - CLASSIFICATION

POS	NO	NAME	ENTRY	LAP 1	LAP 2	LAP 3	HEAT	POINTS
1	7	Brian HARDMAN	Ford Escort MK2	1:04.198	1:01.597	1:04.088	3:09.883	1
2	3	Shaun BUCKLEY	Ford Escort MK2	1:07.603	1:02.893	59.998	3:10.494	2
3	13	Ryan STUTCHBURY	Peugeot 205	1:07.658	1:00.178	1:06.197	3:14.033	3
4	514	Richard TODD	Mini	1:11.723	1:03.348	1:05.872	3:20.943	4
5	16	Scott STUTCHBURY	Peugeot 205	1:18.204	1:04.379	1:03.216	3:25.799	5
6	661	Nick POTTER	Peugeot 106	1:15.385	1:08.288	1:04.028	3:27.701	6
7	478	Martin KNOWLES	Mini	1:23.896	1:13.759	1:10.904	3:48.559	7

### NOT CLASSIFIED

DNF	11	Michael GRANT	Ford Fiesta	1:11.068	-	-	1:11.068	80
DNF	17	David EWIN	Ford Fiesta Evo	1:15.623	-	-	1:15.623	80

Weather / Track : Cloudy / Dry

These results are provisional until the conclusion of any judicial and technical matters.

Pembrey Rallycross

Circuit Length = 0.8997 miles

Start: 11:00 Flag 11:03 End: 11:04

Clerk Of Course :		Timekeeper :
-------------------	--	--------------

# Mel Williams Tyres - Production Category

## Heat1 - CLASSIFICATION

POS	NO	NAME	ENTRY	LAP 1	LAP 2	LAP 3	HEAT	POINTS
1	605	James ORTON	Peugeot 106 GTi	1:04.865	59.825	1:03.248	3:07.938	1
2	311	Tomasz CHOJNACKI	Citroen Saxo	1:06.913	1:00.581	1:03.346	3:10.840	2
3	37	Jeff Hope DAVIES	Citroen Saxo 1600cc 16v	1:07.573	1:01.434	1:02.014	3:11.021	3
4	720	Eugene WARD	Peugeot 106 GTi	1:06.073	1:04.523	1:02.084	3:12.680	4
5	75	Edward GIBBS	Renault Clio	1:06.225	1:01.213	1:05.795	3:13.233	5
6	94	Lee GREEN	Citroen Saxo	1:12.626	1:02.382	1:01.520	3:16.528	6
7	610	Leigh HICKEY	Peugeot 205 Gti	1:08.647	1:02.460	1:06.929	3:18.036	7
8	101	Peter HAMLETT	Peugeot 306 GTi6	1:10.921	1:07.132	1:03.530	3:21.583	8
9	666	Daniel FLITCROFT	Citroen C2	1:14.575	1:04.399	1:03.030	3:22.004	9
10	14	Trevor BEAVEN	Citroen Saxo VTR	1:09.571	1:09.465	1:03.288	3:22.324	10
11	144	Leigh-Anne SEDGWICK	Citroen Saxo VTS	1:15.472	1:04.723	1:04.211	3:24.406	11
12	179	Mark FINCH	Citroen Xsara	1:16.686	1:04.430	1:03.845	3:24.961	12
13	56	John ROOK	Citroen C2	1:12.362	1:08.236	1:04.671	3:25.269	13
14	761	David MARTIN	Citroen Saxo	1:11.457	1:08.384	1:05.463	3:25.304	14
15	57	Juoz MESKAUSKAS	Citroen C2 VTS	1:12.980	1:09.796	1:03.875	3:26.651	15
16	777	Sue LANE	Honda Civic	1:14.623	1:08.975	1:04.819	3:28.417	16
17	791	Keith KERRSHAWE	Peugeot 106 Gti	1:16.475	1:07.766	1:08.933	3:33.174	17
18	5	Luke MASON	Peugeot 205 GTi	1:21.569	1:07.617	1:04.571	3:33.757	18
19	782	Steven HICKEY	Peugeot 205 GTi	1:21.074	1:07.584	1:08.470	3:37.128	19
NOT CLASSIFIED								
DNF	45	Graham RUMSEY	Citroen Saxo VTS	-	-	-		80
DNF	153	Martin ROGERS	Hyundi coupe	-	-	-		80

Weather / Track : Cloudy / Dry

These results are provisional until the conclusion of any judicial and technical matters.

Pembrey Rallycross

Circuit Length = 0.8997 miles

Start: 11:26 Flag 11:30 End: 11:30

Clerk Of Course :	Timekeeper :
-------------------	--------------

# Fuchs Lubricants - Super Modified Category

## Heat1 - CLASSIFICATION

POS	NO	NAME	ENTRY	LAP 1	LAP 2	LAP 3	HEAT	POINTS
1	11	Guy CORNER	Peugeot 206	1:02.399	58.439	1:02.357	3:03.195	1
2	727	Tommy GRAHAM	Ford Escort	1:03.700	58.324	1:01.322	3:03.346	2
3	72	Tristan OVENDEN	Renault Clio	1:05.040	57.980	1:01.116	3:04.136	3
4	91	ALLAN TAPSCOTT	Vauxhall Corsa	1:03.486	59.346	1:03.131	3:05.963	4
5	117	Kieran CURRAN	Vauxhall Corsa	1:06.476	59.637	1:03.085	3:09.198	5
6	27	Paul JOHNSON	BMW M3 E36	1:05.455	1:03.246	1:01.063	3:09.764	6
7	62	Phil CHICKEN	Citroen C2	1:04.748	1:00.289	1:05.441	3:10.478	7
8	339	Gary MITCHELL	Ford Puma	1:07.987	1:04.020	1:00.959	3:12.966	8
9	99	Connor HOOK	Ford Ka	1:07.763	1:02.149	1:03.629	3:13.541	9
10	7	Michael LABEDZ	Ford Fiesta	1:10.368	1:02.142	1:01.876	3:14.386	10
11	93	David BELL	BMW Mini Cooper S	1:07.264	1:02.790	1:05.255	3:15.309	11
12	21	Nick ANGRAVE	Honda Integra	1:09.666	1:00.896	1:04.852	3:15.414	12
13	77	Mike DRESSER	Lotus Exige	1:10.854	1:02.632	1:02.185	3:15.671	13
14	96	Bradley DURDIN	BMW Mini Cooper S	1:07.599	1:03.562	1:05.035	3:16.196	14
15	1	John WARD	Suzuki Swift	1:09.041	1:06.718	1:01.350	3:17.109	15
16	13	Damien FRICKER	BMW Mini Cooper S	1:08.628	1:03.871	1:06.524	3:19.023	16
17	23	Paul WILLIAMS	Ford Focus ST170	1:14.189	1:03.529	1:04.127	3:21.845	17
18	44	Andy BRINKLEY	BMW M3 EVO	1:16.106	1:04.222	1:05.314	3:25.642	18
19	452 *	David AKIEN	Vauxhall Nova	1:12.635	1:02.408	1:01.647	3:26.690	19
20	12 *	Mark JONES	Toyota MR2 Turbo	1:04.308	1:00.662	1:02.261	3:27.231	20
21	35	Martin HAWKES	BMW Mini Cooper S	1:17.416	1:04.914	1:05.557	3:27.887	21
22	9	Bruce BAMBER	Honda Civic	1:22.267	1:13.766	1:11.185	3:47.218	22
23	999	Stratis HATZISTEFANIS	BMW Mini Cooper S	1:25.419	1:14.085	1:11.861	3:51.365	23

### NOT CLASSIFIED

DNF	61	Rob SCOTT	Porsche Boxter	1:24.476	-	-	1:24.476	80
DNF	18	Andrew HAWKES	BMW Mini Cooper S	-	-	-	-	90
DNF	98	Terry DURDIN	BMW Mini Cooper S	-	-	-	-	90
DNF	501	David ATTIWELL	Vauxhall Nova	-	-	-	-	90

\*Car 12 - 20 second penalty for exceeding track limits

Weather / Track : Cloudy / Dry

These results are provisional until the conclusion of any judicial and technical matters.

Pembrey Rallycross

Circuit Length = 0.8997 miles

Start: 11:57 Flag 12:00 End: 12:01

Clerk Of Course :	Timekeeper :
-------------------	--------------

# Cartec Motorsport Production 4x4

## HEAT 1 - CLASSIFICATION

POS	NO	NAME	ENTRY	LAP 1	LAP 2	LAP 3	HEAT	POINTS
1	8	Simon HORTON	Suburu Impreza S12	1:05.009	58.218	56.723	2:59.950	1
2	1	Gary PUSEY	Suburu Impeza S12	1:04.139	57.825	1:01.095	3:03.059	2
3	191	Michael MORRIS	Subaru Impreza	1:08.061	58.198	59.095	3:05.354	3
4	128	Willie FARRELL	Suburu Impreza	1:11.456	1:01.020	59.651	3:12.127	4
5	35 *	Mike MANNING	Suburu Impreza	1:02.736	59.600	1:03.108	3:15.444	5
6	99	Roger THOMAS	Vauxhall Astra	1:12.542	1:03.077	1:00.763	3:16.382	6
7	24 *	Liam MANNING	Suburu Impreza	1:06.192	59.408	1:02.795	3:18.395	7
8	11 *	Paul DAVIS	Subaru Impreza Sti	1:04.441	1:02.787	1:03.684	3:20.912	8
9	32 *	Darren CLARK	Nissan Pulsar Gti-R	1:09.045	1:02.734	1:05.400	3:27.179	9
10	21 *	Oliver BENNETT	Ford Fiesta	1:12.637	57.150	1:01.675	3:41.462	10
NOT CLASSIFIED								
DNF	44	Mad' Mark WATSON	Citroen Xzara	1:06.857	1:28.579	-	2:35.436	80
DNF	88	Stephen SPEAR	Subaru Impreza	1:28.832	1:19.158	-	2:47.990	80
DNF	47	Nigel BURKE	Suburu Impreza	-	-	-	-	90

\* Car 21 - 30 seconds penalty for missing Joker Lap.

\* Cars 11, 24, 32, 35 - 10 second penalty for exceeding track limits.

Weather / Track : Cloudy / Dry

These results are provisional until the conclusion of any judicial and technical matters.

Pembrey Rallycross

Circuit Length = 0.8997 miles

Start: 12:14 Flag 12:17 End: 12:20

Clerk Of Course :		Timekeeper :
-------------------	--	--------------

# Junior Rallycross

## HEAT 2 - CLASSIFICATION

POS	NO	NAME	ENTRY	LAP 1	LAP 2	LAP 3	HEAT	POINTS
1	8	James CONSTANTINE	Suzuki Swift	1:09.883	1:07.519	1:03.696	3:21.098	1
2	36	Jaidon BENNETT	Seat Arosa	1:10.824	1:03.392	1:07.341	3:21.557	2
3	7	Tom CONSTANTINE	Suzuki Swift	1:14.810	1:05.028	1:04.794	3:24.632	3
4	88	Ole Henry STEINHOLT	Suzuki Swift	1:15.813	1:07.779	1:03.439	3:27.031	4
NOT CLASSIFIED								
DNF	38	Morgan WROOT	Suzuki Swift	1:16.728	-	-	1:16.728	80
DNF	13	Ethan REES	Suzuki Swift	-	-	-	-	90
DNF	18	Laura BOAK	Citroen C2	-	-	-	-	90

Weather / Track : Cloudy / Dry

These results are provisional until the conclusion of any judicial and technical matters.

Pembrey Rallycross

Circuit Length = 0.8997 miles

Start: 12:53 Flag 12:57 End: 12:57

Clerk Of Course :

Timekeeper :

# Historic Rallycross

## HEAT 2 - CLASSIFICATION

POS	NO	NAME	ENTRY	LAP 1	LAP 2	LAP 3	HEAT	POINTS
1	3	Shaun BUCKLEY	Ford Escort MK2	1:05.450	1:00.270	1:02.378	3:08.098	1
2	7	Brian HARDMAN	Ford Escort MK2	1:06.651	1:05.420	1:07.517	3:19.588	2
3	17	David EWIN	Ford Fiesta Evo	1:13.288	1:03.903	1:05.192	3:22.383	3
4	11	Michael GRANT	Ford Fiesta	1:10.633	1:10.122	1:04.552	3:25.307	4
5	16	Scott STUTCHBURY	Peugeot 205	1:18.171	1:06.217	1:05.210	3:29.598	5
6	661	Nick POTTER	Peugeot 106	1:18.458	1:07.260	1:04.094	3:29.812	6
7	13	Ryan STUTCHBURY	Peugeot 205	1:25.440	1:02.411	1:07.517	3:35.368	7
8	514	Richard TODD	Mini	1:30.065	1:04.678	1:06.847	3:41.590	8
9	478	Martin KNOWLES	Mini	1:36.458	1:09.971	1:08.642	3:55.071	9

Weather / Track : Cloudy / Dry

These results are provisional until the conclusion of any judicial and technical matters.

Pembrey Rallycross

Circuit Length = 0.8997 miles

Start: 12:59 Flag 13:03 End: 13:04

Clerk Of Course :

Timekeeper :



# Mel Williams Tyres - Production Category

## HEAT 2 - CLASSIFICATION

POS	NO	NAME	ENTRY	LAP 1	LAP 2	LAP 3	HEAT	POINTS
1	791	Keith KERRSHAWE	Peugeot 106 Gti	1:07.351	1:00.945	1:04.213	3:12.509	1
2	37	Jeff Hope DAVIES	Citroen Saxo 1600cc 16v	1:10.811	1:02.649	1:01.107	3:14.567	2
3	75	Edward GIBBS	Renault Clio	1:08.803	1:02.960	1:04.791	3:16.554	3
4	720	Eugene WARD	Peugeot 106 GTi	1:12.553	1:02.769	1:02.050	3:17.372	4
5	179	Mark FINCH	Citroen Xsara	1:09.163	1:03.599	1:05.992	3:18.754	5
6	144	Leigh-Anne SEDGWICK	Citroen Saxo VTS	1:09.245	1:03.175	1:08.164	3:20.584	6
7	101	Peter HAMLETT	Peugeot 306 GTi6	1:10.094	1:07.403	1:04.092	3:21.589	7
8	45	Graham RUMSEY	Citroen Saxo VTS	1:07.001	1:10.329	1:06.191	3:23.521	8
9	57	Juoz MESKAUSKAS	Citroen C2 VTS	1:09.373	1:08.648	1:06.108	3:24.129	9
10	666	Daniel FLITCROFT	Citroen C2	1:15.181	1:04.971	1:04.616	3:24.768	10
11	777	Sue LANE	Honda Civic	1:08.119	1:08.818	1:08.445	3:25.382	11
12	761	David MARTIN	Citroen Saxo	1:15.019	1:04.573	1:06.377	3:25.969	12
13	14	Trevor BEAVEN	Citroen Saxo VTR	1:11.995	1:06.371	1:08.726	3:27.092	13
14	610	Leigh HICKEY	Peugeot 205 Gti	1:18.945	1:03.857	1:04.680	3:27.482	14
15	153	Martin ROGERS	Hyundi coupe	1:13.979	1:11.344	1:06.479	3:31.802	15
16	782	Steven HICKEY	Peugeot 205 GTi	1:20.393	1:08.967	1:08.051	3:37.411	16
17	56	John ROOK	Citroen C2	1:19.760	1:19.112	1:12.532	3:51.404	17
18	5	Luke MASON	Peugeot 205 GTi	1:28.687	1:10.854	1:13.011	3:52.552	18
NOT CLASSIFIED								
DNF	605	James ORTON	Peugeot 106 GTi	1:09.566	1:05.693	-	2:15.259	80
DNF	311	Tomasz CHOJNACKI	Citroen Saxo	-	-	-	-	90
DNF	94	Lee GREEN	Citroen Saxo	-	-	-	-	90

Weather / Track : Cloudy / Dry

These results are provisional until the conclusion of any judicial and technical matters.

Pembrey Rallycross

Circuit Length = 0.8997 miles

Start: 13:33 Flag 13:37 End: 13:39

Clerk Of Course :	Timekeeper :
-------------------	--------------

# Fuchs Lubricants - Super Modified Category

## HEAT 2 - CLASSIFICATION

POS	NO	NAME	ENTRY	LAP 1	LAP 2	LAP 3	HEAT	POINTS
1	72	Tristan OVENDEN	Renault Clio	1:00.970	57.497	1:00.926	2:59.393	1
2	727	Tommy GRAHAM	Ford Escort	1:05.900	58.806	1:01.715	3:06.421	2
3	11	Guy CORNER	Peugeot 206	1:05.368	1:00.432	1:01.849	3:07.649	3
4	77	Mike DRESSER	Lotus Exige	1:04.990	1:04.885	1:02.203	3:12.078	4
5	62	Phil CHICKEN	Citroen C2	1:07.247	1:04.708	1:01.329	3:13.284	5
6	12	Mark JONES	Toyota MR2 Turbo	1:07.966	1:01.054	1:04.322	3:13.342	6
7	27	Paul JOHNSON	BMW M3 E36	1:10.555	1:01.240	1:01.609	3:13.404	7
8	7	Michael LABEDZ	Ford Fiesta	1:07.111	1:06.845	59.811	3:13.767	8
9	96	Bradley DURDIN	BMW Mini Cooper S	1:08.413	1:04.930	1:02.138	3:15.481	9
10	1	John WARD	Suzuki Swift	1:11.692	1:01.901	1:02.323	3:15.916	10
11	13	Damien FRICKER	BMW Mini Cooper S	1:07.656	1:03.592	1:05.969	3:17.217	11
12	21	Nick ANGRAVE	Honda Integra	1:09.040	1:02.616	1:06.121	3:17.777	12
13	93	David BELL	BMW Mini Cooper S	1:11.364	1:04.008	1:03.124	3:18.496	13
14	23	Paul WILLIAMS	Ford Focus ST170	1:12.456	1:03.833	1:04.213	3:20.502	14
15	91	ALLAN TAPSCOTT	Vauxhall Corsa	1:22.843	1:01.817	59.661	3:24.321	15
16	44	Andy BRINKLEY	BMW M3 EVO	1:08.219	1:07.474	1:08.778	3:24.471	16
17	99	Connor HOOK	Ford Ka	1:10.727	1:02.245	1:02.458	3:25.430	17
18	61	Rob SCOTT	Porsche Boxter	1:12.939	1:09.908	1:04.781	3:27.628	18
19	35	Martin HAWKES	BMW Mini Cooper S	1:14.146	1:05.800	1:09.396	3:29.342	19
20	452	David AKIEN	Vauxhall Nova	1:06.685	1:00.204	1:00.519	3:37.408	20
21	117 *	Kieran CURRAN	Vauxhall Corsa	1:04.979	1:00.944	1:00.559	3:46.482	21
22	999	Stratis HATZISTEFANIS	BMW Mini Cooper S	1:23.565	1:12.633	1:12.810	3:49.008	22

### NOT CLASSIFIED

DNF	339	Gary MITCHELL	Ford Puma	1:17.513	-	-	1:17.513	80
DNF	9	Bruce BAMBER	Honda Civic	-	-	-	-	90
				-	-	-	-	
				-	-	-	-	

\*Car 117 - 10 second penalty for a false start

\*Car 117, 452 - 30 second penalty not completing the joker lap

\*Car 99 - 10 second penalty for exceeding track limits

Weather / Track : /

These results are provisional until the conclusion of any judicial and technical matters.

Pembrey Rallycross

Circuit Length = 0.8997 miles

Start: 14:09 Flag 14:12 End: 14:13

Clerk Of Course :	Timekeeper :
-------------------	--------------

# Cartec Motorsport Production 4x4

## HEAT 2 - CLASSIFICATION

POS	NO	NAME	ENTRY	LAP 1	LAP 2	LAP 3	HEAT	POINTS
1	1	Gary PUSEY	Suburu Impeza S12	1:06.288	58.299	57.793	3:02.380	1
2	191	Michael MORRIS	Subaru Impreza	1:03.784	57.913	1:01.407	3:03.104	2
3	11	Paul DAVIS	Subaru Impreza Sti	1:06.423	59.512	59.651	3:05.586	3
4	24	Liam MANNING	Suburu Impreza	1:05.786	59.382	1:02.184	3:07.352	4
5	35	Mike MANNING	Suburu Impreza	1:09.498	1:02.290	59.634	3:11.422	5
6	99	Roger THOMAS	Vauxhall Astra	1:10.063	1:00.990	1:01.123	3:12.176	6
7	128	Willie FARRELL	Suburu Impreza	1:14.704	58.678	1:02.013	3:15.395	7
8	32	Darren CLARK	Nissan Pulsar Gti-R	1:15.632	1:02.729	1:00.616	3:18.977	8

### NOT CLASSIFIED

DNF	44	Mad' Mark WATSON	Citroen Xzara	1:34.437	-	-	1:34.437	80
DNF	8	Simon HORTON	Suburu Impreza S12	-	-	-	-	90
DNF	21	Oliver BENNETT	Ford Fiesta	-	-	-	-	90
DNF	92	Daniel GREAVES	Mazda 323 GTX	-	-	-	-	90

Weather / Track : /

These results are provisional until the conclusion of any judicial and technical matters.

Pembrey Rallycross

Circuit Length = 0.8997 miles

Start: 14:22 Flag 14:25 End: 14:26

Clerk Of Course :		Timekeeper :
-------------------	--	--------------

**2017 BARC Wales Rallycross - BTRDA Clubmans Championship Round 2**  
**WROOT CONTRACTS JUNIOR RALLYCROSS CLASS - HEATS COMBINED**

<b>Pos</b>	<b>No</b>	<b>Name</b>	<b>Car</b>	<b>Heat 1</b>	<b>Heat 2</b>	<b>Total</b>
1	8	James CONSTANTINE	Suzuki Swift	3	1	1
2	38	Morgan WROOT	Suzuki Swift	1	80	1
3	36	Jaidon BENNETT	Seat Arosa	4	2	2
4	7	Tom CONSTANTINE	Suzuki Swift	2	3	2
5	88	Ole Henry STEINHOLT	Suzuki Swift	5	4	4
6	13	Ethan REES	Suzuki Swift	6	90	6
7	18	Laura BOAK	Citroen C2	7	90	7

**2017 BARC Wales Rallycross - BTRDA Clubmans Championship Round**  
**STEVE GAUNT TRAILERS HISTORIC CLASS - HEATS COMBINED**

<b>Pos</b>	<b>No</b>	<b>Name</b>	<b>Car</b>	<b>Heat 1</b>	<b>Heat 2</b>	<b>Total</b>
1	3	Shaun BUCKLEY	Ford Escort MK2	2	1	1
2	7	Brian HARDMAN	Ford Escort MK2	1	2	1
3	13	Ryan STUTCHBURY	Peugeot 205	3	7	3
4	17	David EWIN	Ford Fiesta Evo	80	3	3
5	514	Richard TODD	Mini	4	8	4
6	11	Michael GRANT	Ford Fiesta	80	4	4
7	16	Scott STUTCHBURY	Peugeot 205	5	5	5
8	661	Nick POTTER	Peugeot 106	6	6	6
9	478	Martin KNOWLES	Mini	7	9	7

**2017 BARC Wales Rallycross - BTRDA Clubmans Championship Round 2**  
**MEL WILLIAMS TYRES PRODUCTION CLASS - HEATS COMBINED**

<b>Pos</b>	<b>No</b>	<b>Name</b>	<b>Car</b>	<b>Heat 1</b>	<b>Heat 2</b>	<b>Total</b>
1	605	James ORTON	Peugeot 106 GTi	1	80	1
2	791	Keith KERRSHAWE	Peugeot 106 Gti	17	1	1
3	311	Tomasz CHOJNACKI	Citroen Saxo	2	90	2
4	37	Jeff Hope DAVIES	Citroen Saxo 1600cc 16v	3	2	2
5	75	Edward GIBBS	Renault Clio	5	3	3
6	720	Eugene WARD	Peugeot 106 GTi	4	4	4
7	179	Mark FINCH	Citroen Xsara	12	5	5
8	94	Lee GREEN	Citroen Saxo	6	90	6
9	144	Leigh-Anne SEDGWICK	Citroen Saxo VTS	11	6	6
10	610	Leigh HICKEY	Peugeot 205 Gti	7	14	7
11	101	Peter HAMLETT	Peugeot 306 GTi6	8	7	7
12	45	Graham RUMSEY	Citroen Saxo VTS	80	8	8
13	57	Juoz MESKAUSKAS	Citroen C2 VTS	15	9	9
14	666	Daniel FLITCROFT	Citroen C2	9	10	9
15	14	Trevor BEAVEN	Citroen Saxo VTR	10	13	10
16	777	Sue LANE	Honda Civic	16	11	11
17	761	David MARTIN	Citroen Saxo	14	12	12
18	56	John ROOK	Citroen C2	13	17	13
19	153	Martin ROGERS	Hyundi coupe	80	15	15
20	782	Steven HICKEY	Peugeot 205 GTi	19	16	16
21	5	Luke MASON	Peugeot 205 GTi	18	18	18

**2017 BARC Wales Rallycross - BTRDA Clubmans Championship Round 2**  
**FUCHS LUBRICANTS SUPER MODIFIED CLASS - HEATS COMBINED**

Pos	No	Name	Car	Heat 1	Heat 2	Total
1	11	Guy CORNER	Peugeot 206	1	3	1
2	72	Tristan OVENDEN	Renault Clio	3	1	1
3	727	Tommy GRAHAM	Ford Escort	2	2	2
4	91	ALLAN TAPSCOTT	Vauxhall Corsa	4	15	4
5	77	Mike DRESSER	Lotus Exige	13	4	4
6	117	Kieran CURRAN	Vauxhall Corsa	5	21	5
7	62	Phil CHICKEN	Citroen C2	7	5	5
8	27	Paul JOHNSON	BMW M3 E36	6	7	6
9	12	Mark JONES	Toyota MR2 Turbo	20	6	6
10	339	Gary MITCHELL	Ford Puma	8	80	8
11	7	Michael LABEDZ	Ford Fiesta	10	8	8
12	99	Connor HOOK	Ford Ka	9	17	9
13	96	Bradley DURDIN	BMW Mini Cooper S	14	9	9
14	1	John WARD	Suzuki Swift	15	10	10
15	93	David BELL	BMW Mini Cooper S	11	13	11
16	13	Damien FRICKER	BMW Mini Cooper S	16	11	11
17	21	Nick ANGRAVE	Honda Integra	12	12	12
18	23	Paul WILLIAMS	Ford Focus ST170	17	14	14
19	44	Andy BRINKLEY	BMW M3 EVO	18	16	16
20	61	Rob SCOTT	Porsche Boxter	80	18	18
21	452	David AKIEN	Vauxhall Nova	19	20	19
22	35	Martin HAWKES	BMW Mini Cooper S	21	19	19
23	9	Bruce BAMBER	Honda Civic	22	90	22
24	999	Stratis HATZISTEFANIS	BMW Mini Cooper S	23	22	22

**2017 BARC Wales Rallycross - BTRDA Clubmans Championship Round 2**  
**MOT PLUS CLUBMAN 4X4 CLASS - HEATS COMBINED - AMENDED**

<b>Pos</b>	<b>No</b>	<b>Name</b>	<b>Car</b>	<b>Heat 1</b>	<b>Heat 2</b>	<b>Total</b>
1	8	Simon HORTON	Suburu Impreza S12	1	90	1
2	1	Gary PUSEY	Suburu Impeza S12	2	1	1
3	191	Michael MORRIS	Subaru Impreza	3	2	2
4	24	Liam MANNING	Suburu Impreza	7	3	3
5	128	Willie FARRELL	Suburu Impreza	4	6	4
6	35	Mike MANNING	Suburu Impreza	5	4	4
7	99	Roger THOMAS	Vauxhall Astra	6	5	5
8	32	Darren CLARK	Nissan Pulsar Gti-R	9	7	7
9	11	Paul DAVIS	Subaru Impreza Sti	8	8	8
10	21	Oliver BENNETT	Ford Fiesta	10	90	10
11	44	Mad' Mark WATSON	Citroen Xzara	80	80	80



# Grids for FINALS- SAT



## Race 40

21
23
44
61
452

## Super Modified C Final

35
9
999

## Race 41

761
56
153
782
5

## Production C Final


## Race 43

144
610
101
45
57

## Production B Final

666
14
777
Winner c
2 <sup>nd</sup> in C

## Race 44

12
339
7
99
96

## Super Modified B Final

1
93
13
Winner c
2 <sup>nd</sup> in C

## Race 46

8
38
36
7
88

## Junior A Final

13
18

## Race 47

3
7
13
17
514

## Historic A Final

11
16
661
478

## Race 48

605
791
311
37
75

## Production A Final

720
179
94
Winner in B
2 <sup>nd</sup> in B

## Race 49

11
72
727
91
77

## Super Modified A FINAL

117
62
27
Winner in B
2 <sup>nd</sup> in B

## Race 50

24
128
35
32
11

## Production 4X4 A Final


## Race 51

8
1
191
99
21

## Clubman 4x4 A Final




Bulletin no:	Time:	Signed;
--------------	-------	---------

# Fuchs Lubricants - Super Modified Category

## RACE 40 - C FINAL - CLASSIFICATION

POS	NO	NAME	ENTRY	LAPS	TIME	GAP	DIFF	MPH	BEST	ON
1	21	Nick ANGRAVE	Honda Integra	3	3:14.747			49.89	1:04.022	2
2	61	Rob SCOTT	Porsche Boxter	3	3:14.861	0.114	0.114	49.86	1:01.601	3
3	23	Paul WILLIAMS	Ford Focus ST170	3	3:20.552	5.805	5.691	48.45	1:02.063	3
4	35	Martin HAWKES	BMW Mini Cooper S	3	3:30.922	16.175	10.370	46.07	1:08.285	2
5	999	Stratis HATZISTEFANIS	BMW Mini Cooper S	3	3:43.877	29.130	12.955	43.40	1:10.621	3

NOT CLASSIFIED

DNF	9	Bruce BAMBER	Honda Civic	0						
DNF	44	Andy BRINKLEY	BMW M3 EVO	0						
DNF	452	David AKIEN	Vauxhall Nova	0						

FASTEST LAP

61	Rob SCOTT	Porsche Boxter	3	1:01.601	52.58 mph	84.62 kph
----	-----------	----------------	---	----------	-----------	-----------

Weather / Track : Cloudy / Dry

These results are provisional until the conclusion of any judicial and technical matters.

Pembrey Rallycross

Circuit Length = 0.8997 miles

Start: 15:56 Flag 15:59 End: 16:00

Clerk Of Course :

Timekeeper :

# Mel Williams Tyres - Production Category

## RACE 41 - C FINAL - CLASSIFICATION

POS	NO	NAME	ENTRY	LAPS	TIME	GAP	DIFF	MPH	BEST	ON
1	153	Martin ROGERS	Hyundi coupe	4	4:30.758			47.85	1:05.073	4
2	761	David MARTIN	Citroen Saxo	4	4:30.949	0.191	0.191	47.81	1:04.912	2
3	5	Luke MASON	Peugeot 205 GTi	4	4:37.224	6.466	6.275	46.73	1:03.580	2
4	782	Steven HICKEY	Peugeot 205 GTi	4	4:55.051	24.293	17.827	43.91	1:07.447	3
5	56	John ROOK	Citroen C2	4	5:10.628	39.870	15.577	41.71	1:12.939	4
FASTEST LAP										
5	Luke MASON	Peugeot 205 GTi		2	1:03.580		50.94 mph		81.98 kph	

Weather / Track : Cloudy / Dry

These results are provisional until the conclusion of any judicial and technical matters.

Pembrey Rallycross

Circuit Length = 0.8997 miles

Start: 16:02 Flag 16:06 End: 16:07

Clerk Of Course :

Timekeeper :

**Mel Williams Tyres - Production Category**  
**RACE 43 - B FINAL - CLASSIFICATION**

POS	NO	NAME	ENTRY	LAPS	TIME	GAP	DIFF	MPH	BEST	ON
1	45	Graham RUMSEY	Citroen Saxo VTS	4	4:21.897			49.47	<b>1:02.263</b>	2
2	101	Peter HAMLETT	Peugeot 306 GTi6	4	4:22.259	<b>0.362</b>	0.362	49.40	<b>1:02.364</b>	4
3	57	Juoz MESKAUSKAS	Citroen C2 VTS	4	4:24.178	<b>2.281</b>	1.919	49.04	<b>1:03.343</b>	3
4	610	Leigh HICKEY	Peugeot 205 Gti	4	4:25.194	<b>3.297</b>	1.016	48.85	<b>1:03.232</b>	3
5	144	Leigh-Anne SEDGWICK	Citroen Saxo VTS	4	4:25.833	<b>3.936</b>	0.639	48.73	<b>1:03.349</b>	3
6	666	Daniel FLITCROFT	Citroen C2	4	4:26.529	<b>4.632</b>	0.696	48.61	<b>1:03.414</b>	4
7	761	David MARTIN	Citroen Saxo	4	4:26.966	<b>5.069</b>	0.437	48.53	<b>1:03.227</b>	4
8	153	Martin ROGERS	Hyundi coupe	4	4:28.558	<b>6.661</b>	1.592	48.24	<b>1:03.904</b>	3
9	14	Trevor BEAVEN	Citroen Saxo VTR	4	4:34.794	<b>12.897</b>	6.236	47.14	<b>1:05.065</b>	4
10	777	Sue LANE	Honda Civic	4	4:41.733	<b>19.836</b>	6.939	45.98	<b>1:05.900</b>	3

**FASTEST LAP**

45	Graham RUMSEY	Citroen Saxo VTS	2	1:02.263	52.02 mph	83.72 kph
----	---------------	------------------	---	----------	-----------	-----------

Weather / Track : Cloudy / Dry

These results are provisional until the conclusion of any judicial and technical matters.

Pembrey Rallycross

Circuit Length = 0.8997 miles

Start: 16:29 Flag 16:33 End: 16:34

Clerk Of Course :

Timekeeper :

# Fuchs Lubricants - Super Modified Category

## RACE 44 - B FINAL - CLASSIFICATION

POS	NO	NAME	ENTRY	LAPS	TIME	GAP	DIFF	MPH	BEST	ON
1	12	Mark JONES	Toyota MR2 Turbo	3	3:05.763			52.30	<b>58.976</b>	2
2	7	Michael LABEDZ	Ford Fiesta	3	3:07.772	<b>2.009</b>	2.009	51.75	<b>59.235</b>	2
3	96	Bradley DURDIN	BMW Mini Cooper S	3	3:08.532	<b>2.769</b>	0.760	51.54	<b>59.832</b>	3
4	339	Gary MITCHELL	Ford Puma	3	3:08.972	<b>3.209</b>	0.440	51.42	<b>1:01.807</b>	3
5	93	David BELL	BMW Mini Cooper S	3	3:09.676	<b>3.913</b>	0.704	51.23	<b>1:00.780</b>	2
6	99	Connor HOOK	Ford Ka	3	3:10.099	<b>4.336</b>	0.423	51.11	<b>1:00.126</b>	3
7	1	John WARD	Suzuki Swift	3	3:10.486	<b>4.723</b>	0.387	51.01	<b>1:00.714</b>	2
8	21	Nick ANGRAVE	Honda Integra	3	3:11.945	<b>6.182</b>	1.459	50.62	<b>1:00.570</b>	2
9	13	Damien FRICKER	BMW Mini Cooper S	3	3:12.719	<b>6.956</b>	0.774	50.42	<b>1:00.836</b>	2

NOT CLASSIFIED

DNF	61	Rob SCOTT	Porsche Boxter	0						
-----	----	-----------	----------------	---	--	--	--	--	--	--

FASTEST LAP

12	Mark JONES	Toyota MR2 Turbo	2	58.976	54.92 mph	88.38 kph
----	------------	------------------	---	--------	-----------	-----------

Weather / Track : Cloudy / Dry

These results are provisional until the conclusion of any judicial and technical matters.

Pembrey Rallycross

Circuit Length = 0.8997 miles

Start: 16:49 Flag 16:52 End: 16:53

Clerk Of Course :	Timekeeper :
-------------------	--------------

# Junior Rallycross

## RACE 46 - A FINAL - CLASSIFICATION

POS	NO	CL	PIC NAME	ENTRY	LAPS	TIME	GAP	DIFF	MPH	BEST	ON
1	7	1300	1 Tom CONSTANTINE	Suzuki Swift	5	5:21.665			50.34	1:01.947	4
2	36	1400	1 Jaidon BENNETT	Seat Arosa	5	5:23.015	1.350	1.350	50.13	1:02.238	3
3	88	1300	2 Ole Henry STEINHOLT	Suzuki Swift	5	5:23.373	1.708	0.358	50.08	1:02.223	3
4	8	1300	3 James CONSTANTINE	Suzuki Swift	5	5:27.994	6.329	4.621	49.37	1:02.204	5
5	13	1300	4 Ethan REES	Suzuki Swift	5	5:51.822	30.157	23.828	46.03	1:05.000	5

NOT CLASSIFIED

DNF	18	1400	Laura BOAK	Citroen C2	2	2:51.523	3 Laps	3 Laps	37.76	1:21.032	2
-----	----	------	------------	------------	---	----------	--------	--------	-------	----------	---

FASTEST LAP

7	1300	Tom CONSTANTINE	Suzuki Swift	4	1:01.947	52.28 mph	84.14 kph
36	1400	Jaidon BENNETT	Seat Arosa	3	1:02.238	52.04 mph	83.75 kph

Weather / Track : Cloudy / Dry

These results are provisional until the conclusion of any judicial and technical matters.

Pembrey Rallycross

Circuit Length = 0.8997 miles

Start: 17:10 Flag 17:15 End: 17:16

Clerk Of Course :		Timekeeper :	
-------------------	--	--------------	--

# Historic Rallycross

## RACE 47 - A Final - CLASSIFICATION

POS	NO	CL	PIC NAME	ENTRY	LAPS	TIME	GAP	DIFF	MPH	BEST	ON
1	7	H MOD	1 Brian HARDMAN	Ford Escort MK2	5	5:02.181			53.59	<b>58.757</b>	2
2	3	H SMO	1 Shaun BUCKLEY	Ford Escort MK2	5	5:06.669	<b>4.488</b>	4.488	52.81	<b>58.134</b>	5
3	16	H SMO	2 Scott STUTCHBURY	Peugeot 205	5	5:08.131	<b>5.950</b>	1.462	52.56	<b>58.371</b>	5
4	13	H MOD	2 Ryan STUTCHBURY	Peugeot 205	5	5:09.857	<b>7.676</b>	1.726	52.26	<b>58.968</b>	5
5	514	H SMO	3 Richard TODD	Mini	5	5:12.835	<b>10.654</b>	2.978	51.76	<b>58.883</b>	5
6	661	H SMO	4 Nick POTTER	Peugeot 106	5	5:14.637	<b>12.456</b>	1.802	51.47	<b>59.508</b>	5
7	11	H SMO	5 Michael GRANT	Ford Fiesta	5	5:14.958	<b>12.777</b>	0.321	51.42	<b>59.195</b>	5
8	478	C Mini)	1 Martin KNOWLES	Mini	5	6:01.065	<b>58.884</b>	46.107	44.85	<b>1:08.310</b>	3

### NOT CLASSIFIED

<i>DNF</i>	17	H SMO	David EWIN	Ford Fiesta Evo	2	2:03.606	<b>3 Laps</b>	3 Laps	52.40	<b>59.256</b>	2
------------	----	-------	------------	-----------------	---	----------	---------------	--------	-------	---------------	---

### FASTEST LAP

<b>3</b>	H SMO	Shaun BUCKLEY	Ford Escort MK2	5	58.134	55.71 mph	89.66 kph
<b>7</b>	H MOD	Brian HARDMAN	Ford Escort MK2	2	58.757	55.12 mph	88.71 kph
<b>478</b>	C Mini)	Martin KNOWLES	Mini	3	1:08.310	47.41 mph	76.31 kph

Weather / Track : Cloudy / Dry

These results are provisional until the conclusion of any judicial and technical matters.

Pembrey Rallycross

Circuit Length = 0.8997 miles

Start: 17:20 Flag 17:25 End: 17:26

Clerk Of Course :	Timekeeper :
-------------------	--------------

# Mel Williams Tyres - Production Category

## RACE 48 - A FINAL - CLASSIFICATION

POS	NO	NAME	ENTRY	LAPS	TIME	GAP	DIFF	MPH	BEST	ON
1	791	Keith KERRSHAWE	Peugeot 106 Gti	5	5:10.475			52.16	59.747	2
2	37	Jeff Hope DAVIES	Citroen Saxo 1600cc 16v	5	5:12.467	1.992	1.992	51.83	59.314	4
3	75	Edward GIBBS	Renault Clio	5	5:14.782	4.307	2.315	51.44	1:00.002	5
4	311	Tomasz CHOJNACKI	Citroen Saxo	5	5:17.984	7.509	3.202	50.93	1:01.125	5
5	101	Peter HAMLETT	Peugeot 306 GTi6	5	5:20.707	10.232	2.723	50.49	1:01.132	3
6	45	Graham RUMSEY	Citroen Saxo VTS	5	5:22.020	11.545	1.313	50.29	1:00.792	4
7	94	Lee GREEN	Citroen Saxo	5	5:22.442	11.967	0.422	50.22	1:00.346	3
8	720	Eugene WARD	Peugeot 106 GTi	5	5:22.490	12.015	0.048	50.21	1:01.117	4
9	179	Mark FINCH	Citroen Xsara	5	5:32.181	21.706	9.691	48.75	1:02.177	5

### FASTEST LAP

37	Jeff Hope DAVIES	Citroen Saxo 1600cc 16v	4	59.314	54.60 mph	87.88 kph
----	------------------	-------------------------	---	--------	-----------	-----------

Weather / Track : Cloudy / Dry

These results are provisional until the conclusion of any judicial and technical matters.

Pembrey Rallycross

Circuit Length = 0.8997 miles

Start: 17:29 Flag 17:34 End: 17:35

Clerk Of Course :		Timekeeper :	
-------------------	--	--------------	--



# Fuchs Lubricants - Super Modified Category

## RACE 49 - A FINAL - CLASSIFICATION

POS	NO	NAME	ENTRY	LAPS	TIME	GAP	DIFF	MPH	BEST	ON
1	72	Tristan OVENDEN	Renault Clio	5	4:44.742			56.87	<b>55.437</b>	4
2	11	Guy CORNER	Peugeot 206	5	4:47.567	<b>2.825</b>	2.825	56.31	<b>55.320</b>	5
3	91	ALLAN TAPSCOTT	Vauxhall Corsa	5	4:59.501	<b>14.759</b>	11.934	54.07	<b>57.659</b>	4
4	7	Michael LABEDZ	Ford Fiesta	5	5:03.870	<b>19.128</b>	4.369	53.29	<b>58.296</b>	2
5	27	Paul JOHNSON	BMW M3 E36	5	5:06.542	<b>21.800</b>	2.672	52.83	<b>59.190</b>	4
6	117	Kieran CURRAN	Vauxhall Corsa	5	5:06.947	<b>22.205</b>	0.405	52.76	<b>59.360</b>	4
7	62	Phil CHICKEN	Citroen C2	5	5:06.963	<b>22.221</b>	0.016	52.76	<b>59.403</b>	3
8	12	Mark JONES	Toyota MR2 Turbo	5	5:07.834	<b>23.092</b>	0.871	52.61	<b>59.084</b>	4
9	77	Mike DRESSER	Lotus Exige	5	5:12.833	<b>28.091</b>	4.999	51.77	<b>58.305</b>	2

NOT CLASSIFIED

DNF	727	Tommy GRAHAM	Ford Escort	4	4:19.426	<b>1 Lap</b>	1 Lap	49.94	<b>56.948</b>	3
-----	-----	--------------	-------------	---	----------	--------------	-------	-------	---------------	---

FASTEST LAP

	11	Guy CORNER	Peugeot 206	5	55.320		58.55 mph		94.22 kph	
--	----	------------	-------------	---	--------	--	-----------	--	-----------	--

Weather / Track : Cloudy / Dry

These results are provisional until the conclusion of any judicial and technical matters.

Pembrey Rallycross

Circuit Length = 0.8997 miles

Start: 17:37 Flag 17:42 End: 17:43

Clerk Of Course :		Timekeeper :	
-------------------	--	--------------	--

# Cartec Motorsport Production 4x4

## RACE 50 - PRODUCTION 4X4 A FINAL - CLASSIFICATION

POS	NO	NAME	ENTRY	LAPS	TIME	GAP	DIFF	MPH	BEST	ON
1	128	Willie FARRELL	Suburu Impreza	5	4:56.475			54.62	57.103	3
2	35	Mike MANNING	Suburu Impreza	5	4:57.608	1.133	1.133	54.41	56.989	3
3	11	Paul DAVIS	Subaru Impreza Sti	5	5:09.644	13.169	12.036	52.30	58.176	5
4	32	Darren CLARK	Nissan Pulsar Gti-R	5	5:11.870	15.395	2.226	51.93	58.898	3
5	24	Liam MANNING	Suburu Impreza	5	6:13.424	1:16.949	1:01.554	43.37	57.584	3
FASTEST LAP										
35	Mike MANNING		Suburu Impreza	3	56.989		56.83 mph		91.47 kph	

Weather / Track : Cloudy / Dry

These results are provisional until the conclusion of any judicial and technical matters.

Pembrey Rallycross

Circuit Length = 0.8997 miles

Start: 17:45 Flag 17:50 End: 17:52

Clerk Of Course :

Timekeeper :

# Cartec Motorsport Production 4x4

## RACE 51 - CLUBMANS 4X4 A FINAL - CLASSIFICATION

POS	NO	NAME	ENTRY	LAPS	TIME	GAP	DIFF	MPH	BEST	ON
1	8	Simon HORTON	Suburu Impreza S12	5	4:49.504			55.94	<b>55.854</b>	2
2	99	Roger THOMAS	Vauxhall Astra	5	4:58.161	<b>8.657</b>	8.657	54.31	<b>55.387</b>	3
3	191	Michael MORRIS	Subaru Impreza	5	5:14.923	<b>25.419</b>	16.762	51.42	<b>56.967</b>	3
NOT CLASSIFIED										
<i>DNF</i>	1	Gary PUSEY	Suburu Impeza S12	1	1:04.077	<b>4 Laps</b>	4 Laps	50.54	<b>1:04.077</b>	1
FASTEST LAP										
	99	Roger THOMAS	Vauxhall Astra	3	55.387			58.48 mph	94.11 kph	

Weather / Track : Cloudy / Dry

These results are provisional until the conclusion of any judicial and technical matters.

Pembrey Rallycross

Circuit Length = 0.8997 miles

Start: 17:54 Flag 17:58 End: 00:00

Clerk Of Course :

Timekeeper :

# British Superlite Championship - 600 Class

## PRACTICE - CLASSIFICATION

POS	NO	CL	PIC NAME	ENTRY	TIME	ON	LAPS	GAP	DIFF	MPH
1	210	S9	1 Jake SWANN	Superlite 900	58.054	6	6			55.79
2	150	S9	2 Duncan MACBETH	Superlite 900	58.541	6	6	0.487	0.487	55.33
3	17	S9	3 Mark RICHARDSON	Superlite 900	58.989	3	6	0.935	0.448	54.90
4	4	S9	4 Paul HUDSON	Superlite 900	59.835	3	6	1.781	0.846	54.13
5	77	S6	1 Tom BAMBER	Superlite 600	59.933	3	6	1.879	0.098	54.04
6	61	S9	5 Tom ROCH	Superlite 900	1:00.741	6	6	2.687	0.808	53.32
7	8	S9	6 Peter MUIRHEAD	Superlite 900	1:00.909	3	6	2.855	0.168	53.17
8	10	S9	7 Phil LEE	Superlite 900	1:02.423	2	6	4.369	1.514	51.88
9	27	S6	2 Joe RICHARDSON	Superlite 600	1:02.562	4	6	4.508	0.139	51.77
10	52	S9	8 Charlie MACBETH	Superlite 900	1:02.755	2	5	4.701	0.193	51.61
11	22	S9	9 John KERSHAW	Superlite 900	1:04.477	3	6	6.423	1.722	50.23
12	21	S6	3 Mick BROWN	Superlite 600	1:05.949	6	6	7.895	1.472	49.11
13	33	S6	4 Paul SMYTHE	Superlite 600	1:07.714	6	6	9.660	1.765	47.83
14	7	S6	5 Joe PALFREY	Superlite 600	1:13.887	2	4	15.833	6.173	43.83
15	171	S6	6 Neil RICHARDSON	Superlite 600	1:15.245	2	2	17.191	1.358	43.04

Weather / Track : Cloudy / Dry

These results are provisional until the conclusion of any judicial and technical matters.

Pembrey Rallycross

Circuit Length = 0.8997 miles

Start: 10:26 Flag 10:37 End: 10:37

Clerk Of Course :

Timekeeper :

# British Superlite Championship

## PRACTICE 2 - CLASSIFICATION

POS	NO	CL	PIC NAME	ENTRY	TIME	ON	LAPS	GAP	DIFF	MPH
1	17	S9	1 Mark RICHARDSON	Superlite 900	54.981	6	9			58.91
2	10	S9	2 Phil LEE	Superlite 900	55.132	6	9	0.151	0.151	58.75
3	210	S9	3 Jake SWANN	Superlite 900	55.481	5	9	0.500	0.349	58.38
4	4	S9	4 Paul HUDSON	Superlite 900	55.848	5	9	0.867	0.367	57.99
5	61	S9	5 Tom ROCH	Superlite 900	56.797	6	9	1.816	0.949	57.02
6	150	S9	6 Duncan MACBETH	Superlite 900	57.005	6	9	2.024	0.208	56.82
7	52	S9	7 Charlie MACBETH	Superlite 900	57.090	6	9	2.109	0.085	56.73
8	8	S9	8 Peter MUIRHEAD	Superlite 900	57.457	4	9	2.476	0.367	56.37
9	33	S6	1 Paul SMYTHE	Superlite 600	57.596	9	9	2.615	0.139	56.23
10	77	S6	2 Tom BAMBER	Superlite 600	57.650	5	7	2.669	0.054	56.18
11	27	S6	3 Joe RICHARDSON	Superlite 600	59.907	4	9	4.926	2.257	54.06
12	22	S9	9 John KERSHAW	Superlite 900	1:00.705	7	8	5.724	0.798	53.35
13	7	S6	4 Joe PALFREY	Superlite 600	1:04.747	8	9	9.766	4.042	50.02
14	21	S6	5 Mick BROWN	Superlite 600			0			

Weather / Track : Cloudy / Dry

These results are provisional until the conclusion of any judicial and technical matters.

Pembrey Rallycross

Circuit Length = 0.8997 miles

Start: 12:20 Flag 12:40 End: 12:42

Clerk Of Course :	Timekeeper :
-------------------	--------------

# British Superlite Championship - 600 Class

## QUALIFYING - CLASSIFICATION

POS	NO	CL	PIC NAME	ENTRY	TIME	ON	LAPS	GAP	DIFF	MPH
1	77	S6	1 Tom BAMBER	Superlite 600	57.768	8	8			56.07
2	21	S6	2 Mick BROWN	Superlite 600	57.792	6	8	0.024	0.024	56.04
3	33	S6	3 Paul SMYTHE	Superlite 600	58.328	5	8	0.560	0.536	55.53
4	27	S6	4 Joe RICHARDSON	Superlite 600	58.699	8	8	0.931	0.371	55.18
5	171	S6	5 Neil RICHARDSON	Superlite 600	1:04.362	6	7	6.594	5.663	50.32
6	7	S6	6 Joe PALFREY	Superlite 600	1:04.515	7	8	6.747	0.153	50.20

Weather / Track : /

These results are provisional until the conclusion of any judicial and technical matters.

Pembrey Rallycross

Circuit Length = 0.8997 miles

Start: 14:29 Flag 14:36 End: 14:38

Clerk Of Course :

Timekeeper :

# British Superlite Championship - 600 Class

## QUALIFYING - LAP ANALYSIS

DIFF = Difference To Personal Best Lap

<b>P1 77 Tom BAMBER</b>				
LAP	LAP TIME	DIFF	MPH	TIME OF DAY
1 -	1:00.703	2.935	53.35	14:30:09.593
2 -	58.830	1.062	55.05	14:31:08.423
3 -	1:13.777	16.009	43.90	14:32:22.200
4 -	58.552	0.784	55.31	14:33:20.752
5 -	1:04.144	6.376	50.49	14:34:24.896
6 -	58.138 (2)	0.370	55.71	14:35:23.034
7 -	58.188 (3)	0.420	55.66	14:36:21.222
8 -	<b>57.768 (1)</b>		<b>56.07</b>	<b>14:37:18.990</b>

<b>P2 21 Mick BROWN</b>				
LAP	LAP TIME	DIFF	MPH	TIME OF DAY
1 -	1:04.725	6.933	50.04	14:30:15.638
2 -	59.786	1.994	54.17	14:31:15.424
3 -	1:00.574	2.782	53.47	14:32:15.998
4 -	58.961	1.169	54.93	14:33:14.959
5 -	58.991	1.199	54.90	14:34:13.950
6 -	<b>57.792 (1)</b>		<b>56.04</b>	<b>14:35:11.742</b>
7 -	58.293 (3)	0.501	55.56	14:36:10.035
8 -	58.186 (2)	0.394	55.66	14:37:08.221

<b>P3 33 Paul SMYTHE</b>				
LAP	LAP TIME	DIFF	MPH	TIME OF DAY
1 -	59.839	1.511	54.12	14:30:06.413
2 -	59.730	1.402	54.22	14:31:06.143
3 -	59.225	0.897	54.69	14:32:05.368
4 -	58.475 (2)	0.147	55.39	14:33:03.843
5 -	<b>58.328 (1)</b>		<b>55.53</b>	<b>14:34:02.171</b>
6 -	58.879	0.551	55.01	14:35:01.050
7 -	59.269	0.941	54.65	14:36:00.319
8 -	58.830 (3)	0.502	55.05	14:36:59.149

<b>P4 27 Joe RICHARDSON</b>				
LAP	LAP TIME	DIFF	MPH	TIME OF DAY
1 -	1:00.438	1.739	53.59	14:30:10.827
2 -	59.824	1.125	54.14	14:31:10.651
3 -	1:01.337	2.638	52.80	14:32:11.988
4 -	1:00.919	2.220	53.17	14:33:12.907
5 -	59.739 (3)	1.040	54.22	14:34:12.646
6 -	58.762 (2)	0.063	55.12	14:35:11.408
7 -	1:00.661	1.962	53.39	14:36:12.069
8 -	<b>58.699 (1)</b>		<b>55.18</b>	<b>14:37:10.768</b>

<b>P5 171 Neil RICHARDSON</b>				
LAP	LAP TIME	DIFF	MPH	TIME OF DAY
1 -	1:07.789	3.427	47.78	14:30:23.907
2 -	1:06.913	2.551	48.40	14:31:30.820
3 -	1:04.566 (2)	0.204	50.16	14:32:35.386
4 -	1:05.043 (3)	0.681	49.79	14:33:40.429
5 -	1:10.001	5.639	46.27	14:34:50.430
6 -	<b>1:04.362 (1)</b>		<b>50.32</b>	<b>14:35:54.792</b>
7 -	1:07.389	3.027	48.06	14:37:02.181

<b>P6 7 Joe PALFREY</b>				
LAP	LAP TIME	DIFF	MPH	TIME OF DAY
1 -	1:07.098	2.583	48.27	14:30:21.401
2 -	1:05.901	1.386	49.15	14:31:27.302
3 -	1:05.767	1.252	49.25	14:32:33.069

DIFF = Difference To Personal Best Lap

4 -	1:06.412	1.897	48.77	14:33:39.481
5 -	1:09.498	4.983	46.60	14:34:48.979
6 -	1:04.552 (2)	0.037	50.17	14:35:53.531
7 -	<b>1:04.515 (1)</b>		<b>50.20</b>	<b>14:36:58.046</b>
8 -	1:04.601 (3)	0.086	50.13	14:38:02.647

Weather / Track : /

Results can be found at [www.tsl-timing.com](http://www.tsl-timing.com)

Pembrey Rallycross  
Circuit Length = 0.8997 miles  
Start: 14:29 Flag 14:36 End: 14:38

Printed - 14:48 Saturday, 06 May 2017

# British Superlite Championship - 900 Class

## QUALIFYING - CLASSIFICATION

POS	NO	NAME	ENTRY	TIME	ON	LAPS	GAP	DIFF	MPH
1	10	Phil LEE	Superlite 900	<b>53.704</b>	8	9			60.31
2	150	Duncan MACBETH	Superlite 900	<b>54.245</b>	6	9	<b>0.541</b>	0.541	59.71
3	17	Mark RICHARDSON	Superlite 900	<b>54.265</b>	4	9	<b>0.561</b>	0.020	59.69
4	61	Tom ROCH	Superlite 900	<b>55.017</b>	6	8	<b>1.313</b>	0.752	58.87
5	4	Paul HUDSON	Superlite 900	<b>55.563</b>	8	9	<b>1.859</b>	0.546	58.29
6	8	Peter MUIRHEAD	Superlite 900	<b>56.957</b>	8	9	<b>3.253</b>	1.394	56.86
7	52	Charlie MACBETH	Superlite 900	<b>57.041</b>	7	9	<b>3.337</b>	0.084	56.78
8	22	John KERSHAW	Superlite 900	<b>58.186</b>	7	9	<b>4.482</b>	1.145	55.66

Weather / Track : /

These results are provisional until the conclusion of any judicial and technical matters.

Pembrey Rallycross

Circuit Length = 0.8997 miles

Start: 14:39 Flag 14:47 End: 14:48

Clerk Of Course :

Timekeeper :



# British Superlite Championship - 900 Class

## QUALIFYING - LAP ANALYSIS

DIFF = Difference To Personal Best Lap

<b>P1 10 Phil LEE</b>				
LAP	LAP TIME	DIFF	MPH	TIME OF DAY
1 -	58.484	4.780	55.38	14:40:02.230
2 -	55.630	1.926	58.22	14:40:57.860
3 -	55.402	1.698	58.46	14:41:53.262
4 -	54.936	1.232	58.96	14:42:48.198
5 -	54.539	0.835	59.39	14:43:42.737
6 -	53.797 (3)	0.093	60.20	14:44:36.534
7 -	53.916	0.212	60.07	14:45:30.450
<b>8 -</b>	<b>53.704 (1)</b>		<b>60.31</b>	<b>14:46:24.154</b>
9 -	53.717 (2)	0.013	60.29	14:47:17.871

<b>P2 150 Duncan MACBETH</b>				
LAP	LAP TIME	DIFF	MPH	TIME OF DAY
1 -	1:01.182	6.937	52.94	14:40:15.721
2 -	58.299	4.054	55.55	14:41:14.020
3 -	55.657	1.412	58.19	14:42:09.677
4 -	55.029	0.784	58.86	14:43:04.706
5 -	57.074	2.829	56.75	14:44:01.780
<b>6 -</b>	<b>54.245 (1)</b>		<b>59.71</b>	<b>14:44:56.025</b>
7 -	54.995 (3)	0.750	58.89	14:45:51.020
8 -	56.092	1.847	57.74	14:46:47.112
9 -	54.297 (2)	0.052	59.65	14:47:41.409

<b>P3 17 Mark RICHARDSON</b>				
LAP	LAP TIME	DIFF	MPH	TIME OF DAY
1 -	59.067	4.802	54.83	14:40:04.567
2 -	55.681	1.416	58.17	14:41:00.248
3 -	55.415	1.150	58.45	14:41:55.663
<b>4 -</b>	<b>54.265 (1)</b>		<b>59.69</b>	<b>14:42:49.928</b>
5 -	54.605	0.340	59.31	14:43:44.533
6 -	54.272 (2)	0.007	59.68	14:44:38.805
7 -	54.673	0.408	59.24	14:45:33.478
8 -	54.291 (3)	0.026	59.66	14:46:27.769
9 -	55.510	1.245	58.35	14:47:23.279

<b>P4 61 Tom ROCH</b>				
LAP	LAP TIME	DIFF	MPH	TIME OF DAY
1 -	1:03.908	8.891	50.68	14:40:13.677
2 -	56.530	1.513	57.29	14:41:10.207
3 -	56.834	1.817	56.99	14:42:07.041
4 -	57.275	2.258	56.55	14:43:04.316
5 -	55.795 (3)	0.778	58.05	14:44:00.111
<b>6 -</b>	<b>55.017 (1)</b>		<b>58.87</b>	<b>14:44:55.128</b>
7 -	55.475 (2)	0.458	58.38	14:45:50.603
8 -	1:24.199	29.182	38.46	14:47:14.802

<b>P5 4 Paul HUDSON</b>				
LAP	LAP TIME	DIFF	MPH	TIME OF DAY
1 -	1:01.275	5.712	52.86	14:40:08.004
2 -	56.914	1.351	56.91	14:41:04.918
3 -	56.626	1.063	57.20	14:42:01.544
4 -	55.897 (3)	0.334	57.94	14:42:57.441
5 -	56.367	0.804	57.46	14:43:53.808
6 -	56.564	1.001	57.26	14:44:50.372
7 -	56.497	0.934	57.33	14:45:46.869
<b>8 -</b>	<b>55.563 (1)</b>		<b>58.29</b>	<b>14:46:42.432</b>
9 -	55.896 (2)	0.333	57.94	14:47:38.328

DIFF = Difference To Personal Best Lap

<b>P6 8 Peter MUIRHEAD</b>				
LAP	LAP TIME	DIFF	MPH	TIME OF DAY
1 -	1:01.723	4.766	52.47	14:40:09.428
2 -	57.901	0.944	55.94	14:41:07.329
3 -	58.452	1.495	55.41	14:42:05.781
4 -	58.001	1.044	55.84	14:43:03.782
5 -	59.579	2.622	54.36	14:44:03.361
6 -	57.934	0.977	55.90	14:45:01.295
7 -	57.631 (3)	0.674	56.20	14:45:58.926
<b>8 -</b>	<b>56.957 (1)</b>		<b>56.86</b>	<b>14:46:55.883</b>
9 -	57.050 (2)	0.093	56.77	14:47:52.933

<b>P7 52 Charlie MACBETH</b>				
LAP	LAP TIME	DIFF	MPH	TIME OF DAY
1 -	1:02.863	5.822	51.52	14:40:14.242
2 -	59.630	2.589	54.31	14:41:13.872
3 -	59.477	2.436	54.45	14:42:13.349
4 -	57.331 (3)	0.290	56.49	14:43:10.680
5 -	59.056	2.015	54.84	14:44:09.736
6 -	58.384	1.343	55.47	14:45:08.120
<b>7 -</b>	<b>57.041 (1)</b>		<b>56.78</b>	<b>14:46:05.161</b>
8 -	57.722	0.681	56.11	14:47:02.883
9 -	57.265 (2)	0.224	56.56	14:48:00.148

<b>P8 22 John KERSHAW</b>				
LAP	LAP TIME	DIFF	MPH	TIME OF DAY
1 -	1:04.937	6.751	49.88	14:40:13.578
2 -	1:03.210	5.024	51.24	14:41:16.788
3 -	59.636	1.450	54.31	14:42:16.424
4 -	1:00.306	2.120	53.71	14:43:16.730
5 -	58.349 (3)	0.163	55.51	14:44:15.079
6 -	58.293 (2)	0.107	55.56	14:45:13.372
<b>7 -</b>	<b>58.186 (1)</b>		<b>55.66</b>	<b>14:46:11.558</b>
8 -	59.237	1.051	54.68	14:47:10.795
9 -	59.235	1.049	54.68	14:48:10.030

Weather / Track : /

Results can be found at [www.tsl-timing.com](http://www.tsl-timing.com)

Pembrey Rallycross  
Circuit Length = 0.8997 miles  
Start: 14:39 Flag 14:47 End: 14:48

Printed - 14:51 Saturday, 06 May 2017

# British Superlite Championship - 600 Class

## RACE 42 - CLASSIFICATION

POS	NO	NAME	ENTRY	LAPS	TIME	GAP	DIFF	MPH	BEST	ON
1	33	Paul SMYTHE	Superlite 600	11	10:56.587			54.26	<b>58.316</b>	2
2	77	Tom BAMBER	Superlite 600	11	10:58.951	<b>2.364</b>	2.364	54.07	<b>58.843</b>	8
3	27	Joe RICHARDSON	Superlite 600	11	11:19.442	<b>22.855</b>	20.491	52.43	<b>1:00.481</b>	11
4	21	Mick BROWN	Superlite 600	11	11:22.808	<b>26.221</b>	3.366	52.18	<b>59.435</b>	9
5	171	Neil RICHARDSON	Superlite 600	11	11:30.584	<b>33.997</b>	7.776	51.59	<b>59.288</b>	8
6	7	Joe PALFREY	Superlite 600	10	10:59.478	<b>1 Lap</b>	1 Lap	49.11	<b>1:04.045</b>	8
FASTEST LAP										
33	Paul SMYTHE	Superlite 600		2	58.316		55.54 mph		89.38 kph	

Weather / Track : Cloudy / Dry

These results are provisional until the conclusion of any judicial and technical matters.

Pembrey Rallycross

Circuit Length = 0.8997 miles

Start: 16:13 Flag 16:24 End: 16:25

Clerk Of Course :

Timekeeper :

# British Superlite Championship - 600 Class

## RACE 42 - LAP CHART

LAP 1 @ 16:15:00.580		
NO	BEHIND	LAP TIME

77		1:03.112
33	1.697	1:04.809
27	5.028	1:08.140
7	9.009	1:12.121
171	9.706	1:12.818
21	13.255	1:16.367

LAP 2 @ 16:15:59.944		
NO	BEHIND	LAP TIME

77		59.364
33	0.649	58.316
27	6.921	1:01.257
7	14.792	1:05.147
171	15.980	1:05.638
21	16.065	1:02.174

LAP 3 @ 16:16:58.904		
NO	BEHIND	LAP TIME

77		58.960
33	0.275	58.586
27	8.498	1:00.537
21	18.013	1:00.908
171	20.252	1:03.232
7	22.961	1:07.129

LAP 4 @ 16:17:58.075		
NO	BEHIND	LAP TIME

77		59.171
33	0.141	59.037
27	10.640	1:01.313
21	19.720	1:00.878
171	23.087	1:02.006
7	29.377	1:05.587

LAP 5 @ 16:18:57.425		
NO	BEHIND	LAP TIME

33		59.209
77	0.583	59.933
27	12.299	1:01.009
21	20.814	1:00.444
171	25.909	1:02.172
7	34.082	1:04.055

LAP 6 @ 16:19:56.747		
NO	BEHIND	LAP TIME

33		59.322
77	1.057	59.796
27	13.684	1:00.707
21	23.163	1:01.671
171	27.458	1:00.871
7	39.995	1:05.235

LAP 7 @ 16:20:55.844		
NO	BEHIND	LAP TIME

33		59.097
77	0.885	58.925
27	15.871	1:01.284

21	24.181	1:00.115
171	29.405	1:01.044
7	45.725	1:04.827

LAP 8 @ 16:21:54.894		
NO	BEHIND	LAP TIME

33		59.050
77	0.678	58.843
27	17.346	1:00.525
21	26.336	1:01.205
171	29.643	59.288
7	50.720	1:04.045

LAP 9 @ 16:22:54.921		
NO	BEHIND	LAP TIME

33		1:00.027
77	0.224	59.573
27	18.333	1:01.014
21	25.744	59.435
171	31.077	1:01.461
7	56.280	1:05.587

LAP 10 @ 16:23:54.601		
NO	BEHIND	LAP TIME

33		59.680
77	2.693	1:02.149
27	21.828	1:03.175
21	25.633	59.569
171	32.690	1:01.293

LAP 11 @ 16:24:54.055		
NO	BEHIND	LAP TIME

33		59.454
77	2.364	59.125
7	1 Lap	1:05.745
27	22.855	1:00.481
21	26.221	1:00.042
171	33.997	1:00.761

Weather / Track : Cloudy / Dry

Results can be found at [www.tsl-timing.com](http://www.tsl-timing.com)

Pembrey Rallycross  
Circuit Length = 0.8997 miles  
Start: 16:13 Flag 16:24 End: 16:25

Printed - 16:28 Saturday, 06 May 2017

# British Superlite Championship - 600 Class

## RACE 42 - LAP ANALYSIS

DIFF = Difference To Personal Best Lap

<b>P1 33 Paul SMYTHE</b>				
LAP	LAP TIME	DIFF	MPH	TIME OF DAY
1 -	1:04.809	6.493	49.97	16:15:02.277
<b>2 -</b>	<b>58.316 (1)</b>		<b>55.54</b>	<b>16:16:00.593</b>
3 -	58.586 (2)	0.270	55.28	16:16:59.179
4 -	59.037 (3)	0.721	54.86	16:17:58.216
5 -	59.209	0.893	54.70	16:18:57.425
6 -	59.322	1.006	54.60	16:19:56.747
7 -	59.097	0.781	54.80	16:20:55.844
8 -	59.050	0.734	54.85	16:21:54.894
9 -	1:00.027	1.711	53.96	16:22:54.921
10 -	59.680	1.364	54.27	16:23:54.601
11 -	59.454	1.138	54.48	16:24:54.055

<b>P2 77 Tom BAMBER</b>				
LAP	LAP TIME	DIFF	MPH	TIME OF DAY
1 -	1:03.112	4.269	51.32	16:15:00.580
2 -	59.364	0.521	54.56	16:15:59.944
3 -	58.960 (3)	0.117	54.93	16:16:58.904
4 -	59.171	0.328	54.74	16:17:58.075
5 -	59.933	1.090	54.04	16:18:58.008
6 -	59.796	0.953	54.16	16:19:57.804
7 -	58.925 (2)	0.082	54.96	16:20:56.729
<b>8 -</b>	<b>58.843 (1)</b>		<b>55.04</b>	<b>16:21:55.572</b>
9 -	59.573	0.730	54.37	16:22:55.145
10 -	1:02.149	3.306	52.11	16:23:57.294
11 -	59.125	0.282	54.78	16:24:56.419

<b>P3 27 Joe RICHARDSON</b>				
LAP	LAP TIME	DIFF	MPH	TIME OF DAY
1 -	1:08.140	7.659	47.53	16:15:05.608
2 -	1:01.257	0.776	52.87	16:16:06.865
3 -	1:00.537 (3)	0.056	53.50	16:17:07.402
4 -	1:01.313	0.832	52.82	16:18:08.715
5 -	1:01.009	0.528	53.09	16:19:09.724
6 -	1:00.707	0.226	53.35	16:20:10.431
7 -	1:01.284	0.803	52.85	16:21:11.715
8 -	1:00.525 (2)	0.044	53.51	16:22:12.240
9 -	1:01.014	0.533	53.08	16:23:13.254
10 -	1:03.175	2.694	51.27	16:24:16.429
<b>11 -</b>	<b>1:00.481 (1)</b>		<b>53.55</b>	<b>16:25:16.910</b>

<b>P4 21 Mick BROWN</b>				
LAP	LAP TIME	DIFF	MPH	TIME OF DAY
1 -	1:16.367	16.932	42.41	16:15:13.835
2 -	1:02.174	2.739	52.09	16:16:16.009
3 -	1:00.908	1.473	53.17	16:17:16.917
4 -	1:00.878	1.443	53.20	16:18:17.795
5 -	1:00.444	1.009	53.58	16:19:18.239
6 -	1:01.671	2.236	52.52	16:20:19.910
7 -	1:00.115	0.680	53.88	16:21:20.025
8 -	1:01.205	1.770	52.92	16:22:21.230
<b>9 -</b>	<b>59.435 (1)</b>		<b>54.49</b>	<b>16:23:20.665</b>
10 -	59.569 (2)	0.134	54.37	16:24:20.234
11 -	1:00.042 (3)	0.607	53.94	16:25:20.276

<b>P5 171 Neil RICHARDSON</b>				
LAP	LAP TIME	DIFF	MPH	TIME OF DAY
1 -	1:12.818	13.530	44.48	16:15:10.286
2 -	1:05.638	6.350	49.34	16:16:15.924

DIFF = Difference To Personal Best Lap

3 -	1:03.232	3.944	51.22	16:17:19.156
4 -	1:02.006	2.718	52.23	16:18:21.162
5 -	1:02.172	2.884	52.09	16:19:23.334
6 -	1:00.871 (3)	1.583	53.21	16:20:24.205
7 -	1:01.044	1.756	53.06	16:21:25.249
<b>8 -</b>	<b>59.288 (1)</b>		<b>54.63</b>	<b>16:22:24.537</b>
9 -	1:01.461	2.173	52.70	16:23:25.998
10 -	1:01.293	2.005	52.84	16:24:27.291
11 -	1:00.761 (2)	1.473	53.30	16:25:28.052

<b>P6 7 Joe PALFREY</b>				
LAP	LAP TIME	DIFF	MPH	TIME OF DAY
1 -	1:12.121	8.076	44.91	16:15:09.589
2 -	1:05.147	1.102	49.71	16:16:14.736
3 -	1:07.129	3.084	48.25	16:17:21.865
4 -	1:05.587	1.542	49.38	16:18:27.452
5 -	1:04.055 (2)	0.010	50.56	16:19:31.507
6 -	1:05.235	1.190	49.65	16:20:36.742
7 -	1:04.827 (3)	0.782	49.96	16:21:41.569
<b>8 -</b>	<b>1:04.045 (1)</b>		<b>50.57</b>	<b>16:22:45.614</b>
9 -	1:05.587	1.542	49.38	16:23:51.201
10 -	1:05.745	1.700	49.26	16:24:56.946

Weather / Track : Cloudy / Dry

Results can be found at [www.tsl-timing.com](http://www.tsl-timing.com)

Pembrey Rallycross

Circuit Length = 0.8997 miles

Start: 16:13 Flag 16:24 End: 16:25

Printed - 16:28 Saturday, 06 May 2017

# British Superlite Championship - 900 Class

## RACE 45 - CLASSIFICATION

POS	NO	NAME	ENTRY	LAPS	TIME	GAP	DIFF	MPH	BEST	ON
1	150	Duncan MACBETH	Superlite 900	12	10:56.578			59.19	<b>53.556</b>	12
2	10	Phil LEE	Superlite 900	12	10:57.853	<b>1.275</b>	1.275	59.08	<b>53.275</b>	11
3	17	Mark RICHARDSON	Superlite 900	12	11:13.150	<b>16.572</b>	15.297	57.74	<b>54.927</b>	8
4	61	Tom ROCH	Superlite 900	12	11:19.754	<b>23.176</b>	6.604	57.18	<b>55.293</b>	10
5	4	Paul HUDSON	Superlite 900	12	11:21.597	<b>25.019</b>	1.843	57.02	<b>55.334</b>	12
6	8	Peter MUIRHEAD	Superlite 900	12	11:22.080	<b>25.502</b>	0.483	56.98	<b>54.415</b>	11
7	22	John KERSHAW	Superlite 900	12	11:45.069	<b>48.491</b>	22.989	55.12	<b>56.556</b>	10
8	52	Charlie MACBETH	Superlite 900	12	11:58.817	<b>1:02.239</b>	13.748	54.07	<b>57.149</b>	10

### FASTEST LAP

10	Phil LEE	Superlite 900	11	53.275	60.79 mph	97.84 kph
----	----------	---------------	----	--------	-----------	-----------

Weather / Track : Cloudy / Dry

These results are provisional until the conclusion of any judicial and technical matters.

Pembrey Rallycross

Circuit Length = 0.8997 miles

Start: 16:55 Flag 17:06 End: 17:07

Clerk Of Course :

Timekeeper :

# British Superlite Championship - 900 Class

## RACE 45 - LAP CHART

### LAP 1 @ 16:56:53.899

NO	BEHIND	LAP TIME
17		59.282
150	0.344	59.626
10	0.510	59.792
61	1.863	1:01.145
4	2.905	1:02.187
52	5.920	1:05.202
8	6.005	1:05.287
22	7.740	1:07.022

### LAP 2 @ 16:57:49.043

NO	BEHIND	LAP TIME
17		55.144
150	0.168	54.968
10	0.585	55.219
61	2.931	56.212
4	4.342	56.581
52	9.871	59.095
8	9.940	59.079
22	11.845	59.249

### LAP 3 @ 16:58:44.259

NO	BEHIND	LAP TIME
150		55.048
17	0.869	56.085
10	1.518	56.149
61	3.836	56.121
4	5.404	56.278
8	12.857	58.133
52	13.149	58.494
22	14.871	58.242

### LAP 4 @ 16:59:39.219

NO	BEHIND	LAP TIME
150		54.960
17	1.052	55.143
10	1.159	54.601
61	5.401	56.525
4	6.269	55.825
8	14.142	56.245
52	16.420	58.231
22	18.058	58.147

### LAP 5 @ 17:00:33.470

NO	BEHIND	LAP TIME
150		54.251
10	1.038	54.130
17	2.758	55.957
61	6.859	55.709
4	8.078	56.060
8	15.125	55.234
22	23.371	59.564
52	27.807	1:05.638

### LAP 6 @ 17:01:27.936

NO	BEHIND	LAP TIME
150		54.466
10	0.339	53.767
17	4.120	55.828

61	9.605	57.212
4	12.187	58.575
8	17.754	57.095
22	27.173	58.268
52	31.691	58.350

### LAP 7 @ 17:02:22.174

NO	BEHIND	LAP TIME
150		54.238
10	0.759	54.658
17	5.484	55.602
61	12.540	57.173
4	15.163	57.214
8	18.942	55.426
22	31.251	58.316
52	35.673	58.220

### LAP 8 @ 17:03:16.194

NO	BEHIND	LAP TIME
150		54.020
10	0.426	53.687
17	6.391	54.927
61	13.936	55.416
4	16.916	55.773
8	20.501	55.579
22	35.207	57.976
52	40.507	58.854

### LAP 9 @ 17:04:10.213

NO	BEHIND	LAP TIME
150		54.019
10	0.427	54.020
17	8.248	55.876
61	15.347	55.430
4	18.387	55.490
8	21.753	55.271
22	38.228	57.040
52	44.576	58.088

### LAP 10 @ 17:05:03.818

NO	BEHIND	LAP TIME
150		53.605
10	0.689	53.867
17	9.884	55.241
61	17.035	55.293
4	20.481	55.699
8	23.562	55.414
22	41.179	56.556
52	48.120	57.149

### LAP 11 @ 17:05:57.639

NO	BEHIND	LAP TIME
150		53.821
10	0.143	53.275
17	11.965	55.902
61	20.160	56.946
4	23.241	56.581
8	24.156	54.415
22	45.409	58.051
52	52.741	58.442

### LAP 12 @ 17:06:51.195

NO	BEHIND	LAP TIME
150		53.556
10	1.275	54.688
17	16.572	58.163
61	23.176	56.572
4	25.019	55.334
8	25.502	54.902
22	48.491	56.638
52	1:02.239	1:03.054

Weather / Track : Cloudy / Dry

Results can be found at [www.tsl-timing.com](http://www.tsl-timing.com)

Pembrey Rallycross  
Circuit Length = 0.8997 miles  
Start: 16:55 Flag 17:06 End: 17:07

Printed - 17:16 Saturday, 06 May 2017

# British Superlite Championship - 900 Class

## RACE 45 - LAP ANALYSIS

DIFF = Difference To Personal Best Lap

P1 150 Duncan MACBETH				
LAP	LAP TIME	DIFF	MPH	TIME OF DAY
1 -	59.626	6.070	54.32	16:56:54.243
2 -	54.968	1.412	58.92	16:57:49.211
3 -	55.048	1.492	58.84	16:58:44.259
4 -	54.960	1.404	58.93	16:59:39.219
5 -	54.251	0.695	59.70	17:00:33.470
6 -	54.466	0.910	59.46	17:01:27.936
7 -	54.238	0.682	59.71	17:02:22.174
8 -	54.020	0.464	59.96	17:03:16.194
9 -	54.019	0.463	59.96	17:04:10.213
10 -	53.605 (2)	0.049	60.42	17:05:03.818
11 -	53.821 (3)	0.265	60.18	17:05:57.639
12 -	<b>53.556 (1)</b>		<b>60.48</b>	<b>17:06:51.195</b>

P2 10 Phil LEE				
LAP	LAP TIME	DIFF	MPH	TIME OF DAY
1 -	59.792	6.517	54.17	16:56:54.409
2 -	55.219	1.944	58.65	16:57:49.628
3 -	56.149	2.874	57.68	16:58:45.777
4 -	54.601	1.326	59.32	16:59:40.378
5 -	54.130	0.855	59.83	17:00:34.508
6 -	53.767 (3)	0.492	60.24	17:01:28.275
7 -	54.658	1.383	59.26	17:02:22.933
8 -	53.687 (2)	0.412	60.33	17:03:16.620
9 -	54.020	0.745	59.96	17:04:10.640
10 -	53.867	0.592	60.13	17:05:04.507
11 -	<b>53.275 (1)</b>		<b>60.79</b>	<b>17:05:57.782</b>
12 -	54.688	1.413	59.22	17:06:52.470

P3 17 Mark RICHARDSON				
LAP	LAP TIME	DIFF	MPH	TIME OF DAY
1 -	59.282	4.355	54.63	16:56:53.899
2 -	55.144 (3)	0.217	58.73	16:57:49.043
3 -	56.085	1.158	57.75	16:58:45.128
4 -	55.143 (2)	0.216	58.73	16:59:40.271
5 -	55.957	1.030	57.88	17:00:36.228
6 -	55.828	0.901	58.01	17:01:32.056
7 -	55.602	0.675	58.25	17:02:27.658
8 -	<b>54.927 (1)</b>		<b>58.97</b>	<b>17:03:22.585</b>
9 -	55.876	0.949	57.96	17:04:18.461
10 -	55.241	0.314	58.63	17:05:13.702
11 -	55.902	0.975	57.94	17:06:09.604
12 -	58.163	3.236	55.68	17:07:07.767

P4 61 Tom ROCH				
LAP	LAP TIME	DIFF	MPH	TIME OF DAY
1 -	1:01.145	5.852	52.97	16:56:55.762
2 -	56.212	0.919	57.62	16:57:51.974
3 -	56.121	0.828	57.71	16:58:48.095
4 -	56.525	1.232	57.30	16:59:44.620
5 -	55.709	0.416	58.14	17:00:40.329
6 -	57.212	1.919	56.61	17:01:37.541
7 -	57.173	1.880	56.65	17:02:34.714
8 -	55.416 (2)	0.123	58.45	17:03:30.130
9 -	55.430 (3)	0.137	58.43	17:04:25.560
10 -	<b>55.293 (1)</b>		<b>58.58</b>	<b>17:05:20.853</b>
11 -	56.946	1.653	56.87	17:06:17.799
12 -	56.572	1.279	57.25	17:07:14.371

DIFF = Difference To Personal Best Lap

P5 4 Paul HUDSON				
LAP	LAP TIME	DIFF	MPH	TIME OF DAY
1 -	1:02.187	6.853	52.08	16:56:56.804
2 -	56.581	1.247	57.24	16:57:53.385
3 -	56.278	0.944	57.55	16:58:49.663
4 -	55.825	0.491	58.02	16:59:45.488
5 -	56.060	0.726	57.77	17:00:41.548
6 -	58.575	3.241	55.29	17:01:40.123
7 -	57.214	1.880	56.61	17:02:37.337
8 -	55.773	0.439	58.07	17:03:33.110
9 -	55.490 (2)	0.156	58.37	17:04:28.600
10 -	55.699 (3)	0.365	58.15	17:05:24.299
11 -	56.581	1.247	57.24	17:06:20.880
12 -	<b>55.334 (1)</b>		<b>58.53</b>	<b>17:07:16.214</b>

P6 8 Peter MUIRHEAD				
LAP	LAP TIME	DIFF	MPH	TIME OF DAY
1 -	1:05.287	10.872	49.61	16:56:59.904
2 -	59.079	4.664	54.82	16:57:58.983
3 -	58.133	3.718	55.71	16:58:57.116
4 -	56.245	1.830	57.58	16:59:53.361
5 -	55.234 (3)	0.819	58.64	17:00:48.595
6 -	57.095	2.680	56.73	17:01:45.690
7 -	55.426	1.011	58.43	17:02:41.116
8 -	55.579	1.164	58.27	17:03:36.695
9 -	55.271	0.856	58.60	17:04:31.966
10 -	55.414	0.999	58.45	17:05:27.380
11 -	<b>54.415 (1)</b>		<b>59.52</b>	<b>17:06:21.795</b>
12 -	54.902 (2)	0.487	58.99	17:07:16.697

P7 22 John KERSHAW				
LAP	LAP TIME	DIFF	MPH	TIME OF DAY
1 -	1:07.022	10.466	48.32	16:57:01.639
2 -	59.249	2.693	54.66	16:58:00.888
3 -	58.242	1.686	55.61	16:58:59.130
4 -	58.147	1.591	55.70	16:59:57.277
5 -	59.564	3.008	54.37	17:00:56.841
6 -	58.268	1.712	55.58	17:01:55.109
7 -	58.316	1.760	55.54	17:02:53.425
8 -	57.976	1.420	55.86	17:03:51.401
9 -	57.040 (3)	0.484	56.78	17:04:48.441
10 -	<b>56.556 (1)</b>		<b>57.27</b>	<b>17:05:44.997</b>
11 -	58.051	1.495	55.79	17:06:43.048
12 -	56.638 (2)	0.082	57.18	17:07:39.686

P8 52 Charlie MACBETH				
LAP	LAP TIME	DIFF	MPH	TIME OF DAY
1 -	1:05.202	8.053	49.67	16:56:59.819
2 -	59.095	1.946	54.81	16:57:58.914
3 -	58.494	1.345	55.37	16:58:57.408
4 -	58.231	1.082	55.62	16:59:55.639
5 -	1:05.638	8.489	49.34	17:01:01.277
6 -	58.350	1.201	55.51	17:01:59.627
7 -	58.220 (3)	1.071	55.63	17:02:57.847
8 -	58.854	1.705	55.03	17:03:56.701
9 -	58.088 (2)	0.939	55.76	17:04:54.789
10 -	<b>57.149 (1)</b>		<b>56.67</b>	<b>17:05:51.938</b>
11 -	58.442	1.293	55.42	17:06:50.380
12 -	1:03.054	5.905	51.36	17:07:53.434

Weather / Track : Cloudy / Dry

Results can be found at [www.tsl-timing.com](http://www.tsl-timing.com)

Pembrey Rallycross  
Circuit Length = 0.8997 miles  
Start: 16:55 Flag 17:06 End: 17:07

Printed - 17:17 Saturday, 06 May 2017

# BTRDA Rallycross

## JUNIOR PRACTICE - CLASSIFICATION

POS	NO	CL	PIC NAME	ENTRY	TIME	ON	LAPS	GAP	DIFF	MPH
1	8	1300	1 James CONSTANTINE	Suzuki Swift	1:05.657	3	3			49.33
2	88	1300	2 Ole Henry STEINHOLT	Suzuki Swift	1:05.660	3	4	0.003	0.003	49.33
3	36	1400	1 Jaidon BENNETT	Seat Arosa	1:07.646	2	3	1.989	1.986	47.88
4	13	1300	3 Ethan REES	Suzuki Swift	1:09.374	3	3	3.717	1.728	46.69
5	7	1300	4 Tom CONSTANTINE	Suzuki Swift	1:09.971	3	3	4.314	0.597	46.29
6	18	1400	2 Laura BOAK	Citroen C2	1:19.012	3	3	13.355	9.041	40.99

Weather / Track : Cloudy / Dry

These results are provisional until the conclusion of any judicial and technical matters.

Pembrey Rallycross

Circuit Length = 0.8997 miles

Start: 09:06 Flag 09:10 End: 09:12

Clerk Of Course :

Timekeeper :



# BTRDA Rallycross

## JUNIOR PRACTICE - LAP ANALYSIS

DIFF = Difference To Personal Best Lap

<b>P1 8 James CONSTANTINE</b>				
LAP	LAP TIME	DIFF	MPH	TIME OF DAY
1 -	1:40.528 (3)	34.871	32.22	09:08:42.249
2 -	1:09.278 (2)	3.621	46.75	09:09:51.527
3 -	<b>1:05.657 (1)</b>		<b>49.33</b>	<b>09:10:57.184</b>

<b>P2 88 Ole Henry STEINHOLT</b>				
LAP	LAP TIME	DIFF	MPH	TIME OF DAY
1 -	1:08.691 (3)	3.031	47.15	09:07:52.811
2 -	1:08.726	3.066	47.13	09:09:01.537
3 -	<b>1:05.660 (1)</b>		<b>49.33</b>	<b>09:10:07.197</b>
4 -	1:07.463 (2)	1.803	48.01	09:11:14.660

<b>P3 36 Jaidon BENNETT</b>				
LAP	LAP TIME	DIFF	MPH	TIME OF DAY
1 -	1:13.429 (3)	5.783	44.11	09:08:17.438
2 -	<b>1:07.646 (1)</b>		<b>47.88</b>	<b>09:09:25.084</b>
3 -	1:09.180 (2)	1.534	46.82	09:10:34.264

<b>P4 13 Ethan REES</b>				
LAP	LAP TIME	DIFF	MPH	TIME OF DAY
1 -	1:12.031 (2)	2.657	44.96	09:08:00.130
2 -	1:15.834 (3)	6.460	42.71	09:09:15.964
3 -	<b>1:09.374 (1)</b>		<b>46.69</b>	<b>09:10:25.338</b>

<b>P5 7 Tom CONSTANTINE</b>				
LAP	LAP TIME	DIFF	MPH	TIME OF DAY
1 -	1:13.768 (3)	3.797	43.90	09:08:08.798
2 -	1:09.991 (2)	0.020	46.27	09:09:18.789
3 -	<b>1:09.971 (1)</b>		<b>46.29</b>	<b>09:10:28.760</b>

<b>P6 18 Laura BOAK</b>				
LAP	LAP TIME	DIFF	MPH	TIME OF DAY
1 -	1:33.609 (3)	14.597	34.60	09:08:33.460
2 -	1:20.784 (2)	1.772	40.09	09:09:54.244
3 -	<b>1:19.012 (1)</b>		<b>40.99</b>	<b>09:11:13.256</b>

Weather / Track : Cloudy / Dry

Results can be found at [www.tsl-timing.com](http://www.tsl-timing.com)

Pembrey Rallycross  
Circuit Length = 0.8997 miles  
Start: 09:06 Flag 09:10 End: 09:12

Printed - 09:23 Sunday, 07 May 2017

# BTRDA Rallycross

## SUNDAY PRACTICE - CLASSIFICATION

POS	NO	CL	PIC NAME	ENTRY	TIME	ON	LAPS	GAP	DIFF	MPH
1	501	2000	1 David ATTIWELL	Vauxhall Nova	1:04.001	3	3			50.60
2	666	16v	1 Daniel FLITCROFT	Citroen C2	1:07.825	3	3	3.824	3.824	47.75
3	57	16v	2 Juoz MESKAUSKAS	Citroen C2 VTS	1:08.881	3	3	4.880	1.056	47.02
4	615	H MOD	1 Paul HAIGH	Vauxhall Nova	1:13.137	2	3	9.136	4.256	44.28
5	247	1600	1 Dominic FLITNEY	Suzuki Swift	1:13.673	2	3	9.672	0.536	43.96
6	777	2000	1 Sue LANE	Honda Civic	1:16.107	3	3	12.106	2.434	42.55
7	56	16v	3 Steven ADAMS	Citroen C2	1:16.351	3	3	12.350	0.244	42.42

Weather / Track : Cloudy / Dry

These results are provisional until the conclusion of any judicial and technical matters.

Pembrey Rallycross

Circuit Length = 0.8997 miles

Start: 09:13 Flag 09:19 End: 09:19

Clerk Of Course :

Timekeeper :

# BTRDA Rallycross

## SUNDAY PRACTICE - LAP ANALYSIS

DIFF = Difference To Personal Best Lap

<b>P1 501 David ATTIWELL</b>				
LAP	LAP TIME	DIFF	MPH	TIME OF DAY
1 -	1:09.156 (2)	5.155	46.83	09:14:23.074
2 -	1:09.667 (3)	5.666	46.49	09:15:32.741
3 -	<b>1:04.001 (1)</b>		<b>50.60</b>	<b>09:16:36.742</b>

<b>P2 666 Daniel FLITCROFT</b>				
LAP	LAP TIME	DIFF	MPH	TIME OF DAY
1 -	1:22.058 (3)	14.233	39.47	09:14:50.905
2 -	1:13.868 (2)	6.043	43.84	09:16:04.773
3 -	<b>1:07.825 (1)</b>		<b>47.75</b>	<b>09:17:12.598</b>

<b>P3 57 Juoz MESKAUSKAS</b>				
LAP	LAP TIME	DIFF	MPH	TIME OF DAY
1 -	1:23.209 (3)	14.328	38.92	09:14:41.316
2 -	1:09.760 (2)	0.879	46.43	09:15:51.076
3 -	<b>1:08.881 (1)</b>		<b>47.02</b>	<b>09:16:59.957</b>

<b>P4 615 Paul HAIGH</b>				
LAP	LAP TIME	DIFF	MPH	TIME OF DAY
1 -	1:17.590 (3)	4.453	41.74	09:14:42.878
2 -	<b>1:13.137 (1)</b>		<b>44.28</b>	<b>09:15:56.015</b>
3 -	1:14.921 (2)	1.784	43.23	09:17:10.936

<b>P5 247 Dominic FLITNEY</b>				
LAP	LAP TIME	DIFF	MPH	TIME OF DAY
1 -	1:17.231 (3)	3.558	41.94	09:14:43.899
2 -	<b>1:13.673 (1)</b>		<b>43.96</b>	<b>09:15:57.572</b>
3 -	1:13.910 (2)	0.237	43.82	09:17:11.482

<b>P6 777 Sue LANE</b>				
LAP	LAP TIME	DIFF	MPH	TIME OF DAY
1 -	1:18.552 (3)	2.445	41.23	09:14:50.325
2 -	1:16.974 (2)	0.867	42.08	09:16:07.299
3 -	<b>1:16.107 (1)</b>		<b>42.55</b>	<b>09:17:23.406</b>

<b>P7 56 Steven ADAMS</b>				
LAP	LAP TIME	DIFF	MPH	TIME OF DAY
1 -	1:23.674 (3)	7.323	38.71	09:14:43.551
2 -	1:22.682 (2)	6.331	39.17	09:16:06.233
3 -	<b>1:16.351 (1)</b>		<b>42.42</b>	<b>09:17:22.584</b>

Weather / Track : Cloudy / Dry

Results can be found at [www.tsl-timing.com](http://www.tsl-timing.com)

Pembrey Rallycross  
Circuit Length = 0.8997 miles  
Start: 09:13 Flag 09:19 End: 09:19

Printed - 09:27 Sunday, 07 May 2017

# Junior Rallycross

## HEAT 1 - CLASSIFICATION

POS	NO	NAME	ENTRY	LAP 1	LAP 2	LAP 3	HEAT	POINTS
1	88	Ole Henry STEINHOLT	Suzuki Swift	1:08.823	1:06.791	1:02.304	3:17.918	1
2	8	James CONSTANTINE	Suzuki Swift	1:14.146	1:03.268	1:04.526	3:21.940	2
3	36	Jaidon BENNETT	Seat Arosa	1:09.988	1:04.885	1:07.982	3:22.855	3
4	13	Ethan REES	Suzuki Swift	1:21.256	1:06.883	1:05.269	3:33.408	4
5	7	Tom CONSTANTINE	Suzuki Swift	1:10.670	1:20.689	1:08.360	3:39.719	5
6	18	Laura BOAK	Citroen C2	1:24.150	1:22.259	1:17.932	4:04.341	6
NOT CLASSIFIED								
DNF	38	Morgan WROOT	Suzuki Swift	-	-	-		90

Weather / Track : Cloudy / Dry

These results are provisional until the conclusion of any judicial and technical matters.

Pembrey Rallycross

Circuit Length = 0.8997 miles

Start: 09:43 Flag 09:46 End: 09:47

Clerk Of Course :		Timekeeper :	
-------------------	--	--------------	--

# Historic Rallycross

## HEAT 1 - CLASSIFICATION

POS	NO	NAME	ENTRY	LAP 1	LAP 2	LAP 3	HEAT	POINTS
1	3	Shaun BUCKLEY	Ford Escort MK2	1:04.970	59.067	1:02.970	3:07.007	1
2	11	Michael GRANT	Ford Fiesta	1:08.622	59.256	59.448	3:07.326	2
3	7	Brian HARDMAN	Ford Escort MK2	1:06.112	59.942	1:02.594	3:08.648	3
4	661	Nick POTTER	Peugeot 106	1:07.286	1:03.523	1:00.570	3:11.379	4
5	16	Scott STUTCHBURY	Peugeot 205	1:11.580	1:00.287	1:00.355	3:12.222	5
6	13	Ryan STUTCHBURY	Peugeot 205	1:05.799	1:02.035	1:04.805	3:12.639	6
7	615	Paul HAIGH	Vauxhall Nova	1:16.704	1:06.897	1:07.461	3:31.062	7

### NOT CLASSIFIED

<i>DNF</i>	478	Martin KNOWLES	Mini	-	-	-		90
<i>DNF</i>	17	David EWIN	Ford Fiesta Evo	-	-	-		90
<i>DNF</i>	514	Richard TODD	Mini	-	-	-		90

Weather / Track : Cloudy / Dry

These results are provisional until the conclusion of any judicial and technical matters.

Pembrey Rallycross

Circuit Length = 0.8997 miles

Start: 09:51 Flag 09:54 End: 09:55

Clerk Of Course :

Timekeeper :

# Mel Williams Tyres - Production Category

## HEAT 1 - CLASSIFICATION

POS	NO	NAME	ENTRY	LAP 1	LAP 2	LAP 3	HEAT	POINTS
1	610	Leigh HICKEY	Peugeot 205 Gti	1:07.563	1:01.654	1:05.052	3:14.269	1
2	14	Trevor BEAVEN	Citroen Saxo VTR	1:08.083	1:05.464	1:02.262	3:15.809	2
3	791	Keith KERRSHAWE	Peugeot 106 Gti	1:13.471	1:03.843	59.828	3:17.142	3
4	94	Lee GREEN	Citroen Saxo	1:08.696	1:02.413	1:06.113	3:17.222	4
5	311	Tomasz CHOJNACKI	Citroen Saxo	1:09.926	1:01.733	1:05.786	3:17.445	5
6	45	Graham RUMSEY	Citroen Saxo VTS	1:09.020	1:05.834	1:03.161	3:18.015	6
7	37	Jeff Hope DAVIES	Citroen Saxo 1600cc 16v	1:11.730	1:02.142	1:04.695	3:18.567	7
8	75	Edward GIBBS	Renault Clio	1:16.938	1:01.145	1:00.624	3:18.707	8
9	5	Luke MASON	Peugeot 205 GTi	1:10.573	1:02.039	1:06.966	3:19.578	9
10	761	David MARTIN	Citroen Saxo	1:15.262	1:02.556	1:02.134	3:19.952	10
11	101	Peter HAMLETT	Peugeot 306 GTi6	1:08.653	1:08.169	1:03.335	3:20.157	11
12	179	Mark FINCH	Citroen Xsara	1:13.082	1:02.362	1:05.095	3:20.539	12
13	57	Juoz MESKAUSKAS	Citroen C2 VTS	1:14.294	1:04.489	1:02.837	3:21.620	13
14	720 *	Eugene WARD	Peugeot 106 GTi	1:08.881	1:00.252	1:03.020	3:22.153	14
15	144	Leigh-Anne SEDGWICK	Citroen Saxo VTS	1:14.217	1:02.365	1:05.598	3:22.180	15
16	782	Steven HICKEY	Peugeot 205 GTi	1:13.620	1:05.063	1:04.751	3:23.434	16
17	666	Daniel FLITCROFT	Citroen C2	1:15.480	1:03.591	1:04.456	3:23.527	17
18	153	Martin ROGERS	Hyundi coupe	1:16.638	1:03.695	1:03.226	3:23.559	18
NOT CLASSIFIED								
DNF	56	Steven ADAMS	Citroen C2	1:18.820	-	-	1:18.820	80
DNF	777	Sue LANE	Honda Civic	1:19.247	-	-	1:19.247	80

\* Car 720 - 10 second penalty for exceeding track limits.

Weather / Track : Cloudy / Dry

These results are provisional until the conclusion of any judicial and technical matters.

Pembrey Rallycross

Circuit Length = 0.8997 miles

Start: 10:08 Flag 10:11 End: 10:11

Clerk Of Course :	Timekeeper :
-------------------	--------------

# Fuchs Lubricants - Super Modified Category

## HEAT 1 - CLASSIFICATION

POS	NO	NAME	ENTRY	LAP 1	LAP 2	LAP 3	HEAT	POINTS
1	12	Mark JONES	Toyota MR2 Turbo	1:03.926	57.907	1:01.160	3:02.993	1
2	96	Bradley DURDIN	BMW Mini Cooper S	1:03.100	58.725	1:01.958	3:03.783	2
3	7	Michael LABEDZ	Ford Fiesta	1:06.683	58.961	58.521	3:04.165	3
4	93	David BELL	BMW Mini Cooper S	1:08.039	58.830	58.397	3:05.266	4
5	27	Paul JOHNSON	BMW M3 E36	1:04.681	1:01.255	59.548	3:05.484	5
6	11	Guy CORNER	Peugeot 206	1:05.892	1:00.390	59.373	3:05.655	6
7	339	Gary MITCHELL	Ford Puma	1:09.421	59.316	58.069	3:06.806	7
8	99	Connor HOOK	Ford Ka	1:08.538	59.286	59.152	3:06.976	8
9	21	Nick ANGRAVE	Honda Integra	1:05.374	1:03.482	58.712	3:07.568	9
10	13	Damien FRICKER	BMW Mini Cooper S	1:04.635	1:00.736	1:02.276	3:07.647	10
11	501	David ATTIWELL	Vauxhall Nova	1:09.557	59.930	59.105	3:08.592	11
12	91	ALLAN TAPSCOTT	Vauxhall Corsa	1:06.890	57.862	1:04.928	3:09.680	12
13	23	Paul WILLIAMS	Ford Focus ST170	1:06.456	1:03.669	1:00.800	3:10.925	13
14	117 *	Kieran CURRAN	Vauxhall Corsa	1:02.814	58.196	1:01.602	3:12.612	14
15	727 *	Tommy GRAHAM	Ford Escort	1:04.555	57.231	1:01.245	3:13.031	15
16	1 *	John WARD	Suzuki Swift	1:05.464	1:01.614	58.403	3:15.481	16
17	247	Dominic FLITNEY	Suzuki Swift	1:15.884	1:01.838	1:01.809	3:19.531	17
18	35	Martin HAWKES	BMW Mini Cooper S	1:10.650	1:07.010	1:03.517	3:21.177	18
19	999	Stratis HATZISTEFANIS	BMW Mini Cooper S	1:15.592	1:12.136	1:06.709	3:34.437	19

### NOT CLASSIFIED

DNF	62	Phil CHICKEN	Citroen C2	1:03.316	1:00.363	-	2:03.679	80
DNF	77	Mike DRESSER	Lotus Exige	1:05.201	1:38.335	-	2:43.536	80
DNF	452	David AKIEN	Vauxhall Nova	-	-	-	-	90

\* Cars 1, 117, 727 - 10 second penalty for exceeding track limits.

Weather / Track : /

These results are provisional until the conclusion of any judicial and technical matters.

Pembrey Rallycross

Circuit Length = 0.8997 miles

Start: 10:27 Flag 10:30 End: 10:31

Clerk Of Course :	Timekeeper :
-------------------	--------------

# Cartec Motorsport Production 4x4

## HEAT 1 - CLASSIFICATION

POS	NO	NAME	ENTRY	LAP 1	LAP 2	LAP 3	HEAT	POINTS
1	35	Mike MANNING	Suburu Impreza	1:03.831	1:00.969	57.889	<b>3:02.689</b>	1
2	24	Liam MANNING	Suburu Impreza	1:04.298	58.121	1:00.570	<b>3:02.989</b>	2
3	11	Paul DAVIS	Subaru Impreza Sti	1:03.446	58.994	1:02.409	<b>3:04.849</b>	3
4	128 *	Willie FARRELL	Suburu Impreza	1:06.070	57.927	56.900	<b>3:30.897</b>	4
5	32	Darren CLARK	Nissan Pulsar Gti-R	1:12.928	1:07.673	1:16.137	<b>3:36.738</b>	5
6	88	Stephen SPEAR	Subaru Impreza	1:26.669	1:26.893	1:20.316	<b>4:13.878</b>	6

\* Car 128 - 30 second added to race time, not completing the joker lap

Weather / Track : /

These results are provisional until the conclusion of any judicial and technical matters.

Pembrey Rallycross

Circuit Length = 0.8997 miles

Start: 10:34 Flag 10:37 End: 10:38

Clerk Of Course :

Timekeeper :



# Cartec Motorsport Clubman 4x4

## HEAT 1 - CLASSIFICATION

POS	NO	NAME	ENTRY	LAP 1	LAP 2	LAP 3	HEAT	POINTS
1	44	Mad' Mark WATSON	Citroen Xzara	58.503	57.997	55.550	2:52.050	1
2	99	Roger THOMAS	Vauxhall Astra	1:02.517	56.578	55.063	2:54.158	2
3	1	Gary PUSEY	Suburu Impeza S12	1:02.062	55.853	1:00.816	2:58.731	3
NOT CLASSIFIED								
DNF	191	Michael MORRIS	Subaru Impreza	1:15.770	-	-	1:15.770	80
DNF	8	Simon HORTON	Suburu Impreza S12	-	-	-		80

Weather / Track : Bright / Dry

These results are provisional until the conclusion of any judicial and technical matters.

Pembrey Rallycross

Circuit Length = 0.8997 miles

Start: 10:43 Flag 10:46 End: 10:46

Clerk Of Course :

Timekeeper :

# Junior Rallycross

## HEAT 2 - CLASSIFICATION

POS	NO	NAME	ENTRY	LAP 1	LAP 2	LAP 3	HEAT	POINTS
1	7	Tom CONSTANTINE	Suzuki Swift	1:09.124	1:02.363	1:05.625	3:17.112	1
2	88	Ole Henry STEINHOLT	Suzuki Swift	1:14.318	1:02.985	1:05.383	3:22.686	2
3	13	Ethan REES	Suzuki Swift	1:19.835	1:09.816	1:05.084	3:34.735	3
4	38	Morgan WROOT	Suzuki Swift	1:35.321	1:07.813	1:03.287	3:46.421	4
5	18	Laura BOAK	Citroen C2	1:26.719	1:19.072	1:14.743	4:00.534	5
6	36	Jaidon BENNETT	Seat Arosa	1:55.936	1:07.827	1:04.122	4:07.885	6
NOT CLASSIFIED								
DNF	8	James CONSTANTINE	Suzuki Swift	-	-	-		80

Weather / Track : Cloudy / Dry

These results are provisional until the conclusion of any judicial and technical matters.

Pembrey Rallycross

Circuit Length = 0.8997 miles

Start: 11:19 Flag 11:23 End: 11:24

Clerk Of Course :		Timekeeper :	
-------------------	--	--------------	--

# Historic Rallycross

## HEAT 2 - CLASSIFICATION

POS	NO	NAME	ENTRY	LAP 1	LAP 2	LAP 3	HEAT	POINTS
1	7	Brian HARDMAN	Ford Escort MK2	1:02.343	59.136	1:02.294	3:03.773	1
2	3	Shaun BUCKLEY	Ford Escort MK2	1:03.671	1:02.455	58.052	3:04.178	2
3	661	Nick POTTER	Peugeot 106	1:02.728	1:03.060	1:02.151	3:07.939	3
4	16	Scott STUTCHBURY	Peugeot 205	1:06.124	57.177	1:07.169	3:10.470	4
5	11	Michael GRANT	Ford Fiesta	1:07.991	58.993	1:03.638	3:10.622	5
6	13	Ryan STUTCHBURY	Peugeot 205	1:12.132	1:01.794	59.159	3:13.085	6
7	615	Paul HAIGH	Vauxhall Nova	1:16.825	1:07.006	1:07.999	3:31.830	7

NOT CLASSIFIED

DNF	478	Martin KNOWLES	Mini	-	-	-		90
DNF	17	David EWIN	Ford Fiesta Evo	-	-	-		90

Weather / Track : Bright / Dry

These results are provisional until the conclusion of any judicial and technical matters.

Pembrey Rallycross

Circuit Length = 0.8997 miles

Start: 11:28 Flag 11:31 End: 11:32

Clerk Of Course :		Timekeeper :
-------------------	--	--------------

# Mel Williams Tyres - Production Category

## HEAT 2 - CLASSIFICATION

POS	NO	NAME	ENTRY	LAP 1	LAP 2	LAP 3	HEAT	POINTS
1	791	Keith KERRSHAWE	Peugeot 106 Gti	1:13.437	1:02.909	1:01.930	3:18.276	1
2	75	Edward GIBBS	Renault Clio	1:07.735	1:04.935	1:07.223	3:19.893	2
3	45	Graham RUMSEY	Citroen Saxo VTS	1:09.995	1:03.311	1:08.682	3:21.988	3
4	57	Juoz MESKAUSKAS	Citroen C2 VTS	1:09.485	1:08.025	1:04.686	3:22.196	4
5	37	Jeff Hope DAVIES	Citroen Saxo 1600cc 16v	1:14.768	1:05.328	1:02.978	3:23.074	5
6	666	Daniel FLITCROFT	Citroen C2	1:09.908	1:04.242	1:09.165	3:23.315	6
7	144	Leigh-Anne SEDGWICK	Citroen Saxo VTS	1:13.757	1:05.796	1:04.448	3:24.001	7
8	179	Mark FINCH	Citroen Xsara	1:10.476	1:04.611	1:09.308	3:24.395	8
9	761	David MARTIN	Citroen Saxo	1:14.444	1:04.408	1:06.080	3:24.932	9
10	610	Leigh HICKEY	Peugeot 205 Gti	1:11.430	1:04.470	1:10.146	3:26.046	10
11	14	Trevor BEAVEN	Citroen Saxo VTR	1:15.006	1:04.549	1:08.261	3:27.816	11
12	153	Martin ROGERS	Hyundi coupe	1:12.172	1:06.928	1:10.623	3:29.723	12
13	782	Steven HICKEY	Peugeot 205 GTi	1:14.137	1:15.077	1:25.633	3:54.847	13
NOT CLASSIFIED								
DNF	311	Tomasz CHOJNACKI	Citroen Saxo	1:14.422	1:03.348	-	2:17.770	80
DNF	94	Lee GREEN	Citroen Saxo	1:12.553	-	-	1:12.553	80
DNF	5	Luke MASON	Peugeot 205 GTi	-	-	-	-	80
DNF	101	Peter HAMLETT	Peugeot 306 GTi6	-	-	-	-	80
DNF	720	Eugene WARD	Peugeot 106 GTi	-	-	-	-	90
DNF	56	Steven ADAMS	Citroen C2	-	-	-	-	80

Weather / Track : Cloudy / Dry

These results are provisional until the conclusion of any judicial and technical matters.

Pembrey Rallycross

Circuit Length = 0.8997 miles

Start: 12:03 Flag 12:06 End: 00:00

Clerk Of Course :		Timekeeper :
-------------------	--	--------------

# Fuchs Lubricants - Super Modified Category

## HEAT 2 - CLASSIFICATION

POS	NO	NAME	ENTRY	LAP 1	LAP 2	LAP 3	HEAT	POINTS
1	11	Guy CORNER	Peugeot 206	1:00.798	56.422	58.782	2:56.002	1
2	727	Tommy GRAHAM	Ford Escort	1:01.932	56.847	1:00.255	2:59.034	2
3	91	ALLAN TAPSCOTT	Vauxhall Corsa	1:04.073	59.161	1:02.828	3:06.062	3
4	117	Kieran CURRAN	Vauxhall Corsa	1:04.625	1:00.054	1:02.994	3:07.673	4
5	7	Michael LABEDZ	Ford Fiesta	1:07.555	59.798	1:01.871	3:09.224	5
6	27	Paul JOHNSON	BMW M3 E36	1:09.243	1:01.012	59.756	3:10.011	6
7	96	Bradley DURDIN	BMW Mini Cooper S	1:08.691	1:01.863	1:00.276	3:10.830	7
8	1	John WARD	Suzuki Swift	1:06.294	1:04.986	59.875	3:11.155	8
9	339	Gary MITCHELL	Ford Puma	1:09.445	1:01.529	1:01.122	3:12.096	9
10	21	Nick ANGRAVE	Honda Integra	1:06.767	1:04.777	1:00.938	3:12.482	10
11	99	Connor HOOK	Ford Ka	1:10.471	1:01.673	1:01.936	3:14.080	11
12	501	David ATTIWELL	Vauxhall Nova	1:08.612	1:01.138	1:04.805	3:14.555	12
13	23	Paul WILLIAMS	Ford Focus ST170	1:10.886	1:01.434	1:03.108	3:15.428	13
14	247	Dominic FLITNEY	Suzuki Swift	1:08.331	1:06.210	1:03.045	3:17.586	14
15	93	David BELL	BMW Mini Cooper S	1:10.179	1:01.497	1:11.957	3:23.633	15
16	12	Mark JONES	Toyota MR2 Turbo	1:18.577	1:02.905	1:02.540	3:24.022	16
17	35	Martin HAWKES	BMW Mini Cooper S	1:13.547	1:09.793	1:06.993	3:30.333	17
18	999	Stratis HATZISTEFANIS	BMW Mini Cooper S	1:17.237	1:07.462	1:07.266	3:31.965	18
NOT CLASSIFIED								
DNF	13	Damien FRICKER	BMW Mini Cooper S	1:05.835	1:13.263	-	2:19.098	80
DNF	77	Mike DRESSER	Lotus Exige	-	-	-	-	90
DNF	62	Phil CHICKEN	Citroen C2	-	-	-	-	90

Weather / Track : Cloudy / Dry

These results are provisional until the conclusion of any judicial and technical matters.

Pembrey Rallycross

Circuit Length = 0.8997 miles

Start: 12:27 Flag 12:30 End: 12:30

Clerk Of Course :	Timekeeper :
-------------------	--------------

# Cartec Motorsport Production 4x4

## HEAT 2 - CLASSIFICATION

POS	NO	NAME	ENTRY	LAP 1	LAP 2	LAP 3	HEAT	POINTS
1	35	Mike MANNING	Suburu Impreza	1:03.386	58.901	1:02.250	3:04.537	1
2	11	Paul DAVIS	Subaru Impreza Sti	1:04.522	1:02.287	58.476	3:05.285	2
3	24	Liam MANNING	Suburu Impreza	1:09.469	57.744	58.857	3:06.070	3
4	32	Darren CLARK	Nissan Pulsar Gti-R	1:08.831	1:03.649	1:06.592	3:19.072	4
5	128	Willie FARRELL	Suburu Impreza	1:10.550	1:07.938	1:04.122	3:22.610	5
6	88	Stephen SPEAR	Subaru Impreza	1:15.429	1:13.036	1:12.264	3:40.729	6

Weather / Track : Cloudy / Dry

These results are provisional until the conclusion of any judicial and technical matters.

Pembrey Rallycross

Circuit Length = 0.8997 miles

Start: 12:32 Flag 12:35 End: 12:36

Clerk Of Course :

Timekeeper :

# Cartec Motorsport Clubman 4x4

## HEAT 2 - CLASSIFICATION

POS	NO	NAME	ENTRY	LAP 1	LAP 2	LAP 3	HEAT	POINTS
1	8	Simon HORTON	Suburu Impreza S12	1:01.201	55.504	58.096	2:54.801	1
2	99	Roger THOMAS	Vauxhall Astra	1:00.682	59.923	54.618	2:55.223	2
3	1	Gary PUSEY	Suburu Impeza S12	1:00.075	1:00.153	57.183	2:57.411	3
4	191	Michael MORRIS	Subaru Impreza	1:08.357	1:04.725	59.583	3:12.665	4
NOT CLASSIFIED								
DNF	44	Mad' Mark WATSON	Citroen Xzara	1:03.830	1:02.883	-	2:06.713	80

Weather / Track : Cloudy / Dry

These results are provisional until the conclusion of any judicial and technical matters.

Pembrey Rallycross

Circuit Length = 0.8997 miles

Start: 12:38 Flag 12:41 End: 12:42

Clerk Of Course :

Timekeeper :

**2017 BARC Wales Rallycross - BTRDA Clubmans Championship Round 3**  
**WROOT CONTRACTS JUNIOR RALLYCROSS CLASS - HEATS COMBINED - AMENDED**

<b>Pos</b>	<b>No</b>	<b>Name</b>	<b>Car</b>	<b>Heat 1</b>	<b>Heat 2</b>	<b>Total</b>
1	88	Ole Henry STEINHOLT	Suzuki Swift	1	2	1
2	7	Tom CONSTANTINE	Suzuki Swift	5	1	1
3	8	James CONSTANTINE	Suzuki Swift	2	80	2
4	13	Ethan REES	Suzuki Swift	4	3	3
5	36	Jaidon BENNETT	Seat Arosa	3	6	3
6	38	Morgan WROOT	Suzuki Swift	90	4	4
7	18	Laura BOAK	Citreon C2	6	5	5

These results are provisional until the conclusion of any judicial and technical matters



**2017 BARC Wales Rallycross - BTRDA Clubmans Championship Round 3**  
**STEVE GAUNT TRAILERS 2WD HISTORIC CLASS - HEATS COMBINED - AMENDED**

<b>Pos</b>	<b>No</b>	<b>Name</b>	<b>Car</b>	<b>Heat 1</b>	<b>Heat 2</b>	<b>Total</b>
1	3	Shaun BUCKLEY	Ford Escort MK2	1	2	1
2	7	Brian HARDMAN	Ford Escort MK2	3	1	1
3	11	Michael GRANT	Ford Fiesta	2	5	2
4	661	Nick POTTER	Peugeot 106	4	3	3
5	16	Scott STUTCHBURY	Peugeot 205	5	4	4
6	13	Ryan STUTCHBURY	Peugeot 205	6	6	6
7	615	Paul HAIGH	Vauxhall Nova	7	7	7
8	17	David EWIN	Ford Fiesta Evo	90	90	90
9	478	Martin KNOWLES	Mini	90	90	90
10	514	Richard TODD	Mini	90	90	90

These results are provisional until the conclusion of any judicial and technical matters

**2017 BARC Wales Rallycross - BTRDA Clubmans Championship Round 3**  
**MEL WILLIAMS TYRES PRODUCTION CLASS - HEATS COMBINED**

<b>Pos</b>	<b>No</b>	<b>Name</b>	<b>Car</b>	<b>Heat 1</b>	<b>Heat 2</b>	<b>Total</b>
1	791	Keith KERRSHAWE	Peugeot 106 Gti	3	1	1
2	610	Leigh HICKEY	Peugeot 205 Gti	1	10	1
3	75	Edward GIBBS	Renault Clio	8	2	2
4	14	Trevor BEAVEN	Citroen Saxo VTR	2	11	2
5	45	Graham RUMSEY	Citroen Saxo VTS	6	3	3
6	57	Juoz MESKAUSKAS	Citroen C2 VTS	13	4	4
7	94	Lee GREEN	Citroen Saxo	4	80	4
8	37	Jeff Hope DAVIES	Citroen Saxo 1600cc 16v	7	5	5
9	311	Tomasz CHOJNACKI	Citroen Saxo	5	80	5
10	666	Daniel FLITCROFT	Citroen C2	17	6	6
11	144	Leigh-Anne SEDGWICK	Citroen Saxo VTS	15	7	7
12	179	Mark FINCH	Citroen Xsara	12	8	8
13	761	David MARTIN	Citroen Saxo	10	9	9
14	5	Luke MASON	Peugeot 205 GTi	9	80	9
15	101	Peter HAMLETT	Peugeot 306 GTi6	11	80	11
16	153	Martin ROGERS	Hyundi coupe	18	12	12
17	720	Eugene WARD	Peugeot 106 GTi	14	90	14
18	782	Steven HICKEY	Peugeot 205 GTi	16	15	15
19	56	Steven ADAMS	Citroen C2	80	80	80
20	777	Sue LANE	Honda Civic	80	90	80

**2017 BARC Wales Rallycross - BTRDA Clubmans Championship Round 3**  
**FUCHS LUBRICANTS SUPER MODIFIED CLASS - HEATS COMBINED**

Pos	No	Name	Car	Heat 1	Heat 2	Total
1	11	Guy CORNER	Peugeot 206	6	1	1
2	12	Mark JONES	Toyota MR2 Turbo	1	16	1
3	96	Bradley DURDIN	BMW Mini Cooper S	2	7	2
4	727	Tommy GRAHAM	Ford Escort	15	2	2
5	7	Michael LABEDZ	Ford Fiesta	3	5	3
6	91	ALLAN TAPSCOTT	Vauxhall Corsa	12	3	3
7	117	Kieran CURRAN	Vauxhall Corsa	14	4	4
8	93	David BELL	BMW Mini Cooper S	4	15	4
9	27	Paul JOHNSON	BMW M3 E36	5	6	5
10	339	Gary MITCHELL	Ford Puma	7	9	7
11	99	Connor HOOK	Ford Ka	8	11	8
12	1	John WARD	Suzuki Swift	16	8	8
13	21	Nick ANGRAVE	Honda Integra	9	10	9
14	13	Damien FRICKER	BMW Mini Cooper S	10	80	10
15	501	David ATTIWELL	Vauxhall Nova	11	12	11
16	23	Paul WILLIAMS	Ford Focus ST170	13	13	13
17	247	Dominic FLITNEY	Suzuki Swift	17	14	14
18	35	Martin HAWKES	BMW Mini Cooper S	18	17	17
19	999	Stratis HATZISTEFANIS	BMW Mini Cooper S	19	18	18
20	62	Phil CHICKEN	Citroen C2	80	90	80
21	77	Mike DRESSER	Lotus Exige	80	90	80
22	452	David AKIEN	Vauxhall Nova	90	90	90

**2017 BARC Wales Rallycross - BTRDA Clubmans Championship Round 3**  
**MOT PLUS PRODUCTION 4X4 CLASS - HEATS COMBINED**

<b>Pos</b>	<b>No</b>	<b>Name</b>	<b>Car</b>	<b>Heat 1</b>	<b>Heat 2</b>	<b>Heat 3</b>	<b>Total</b>
1	35	Mike MANNING	Suburu Impreza	1	1		1
2	24	Liam MANNING	Suburu Impreza	2	3		2
3	11	Paul DAVIS	Subaru Impreza Sti	3	2		2
4	32	Darren CLARK	Nissan Pulsar Gti-R	5	4		4
5	128	Willie FARRELL	Suburu Impreza	4	5		4
6	88	Stephen SPEAR	Subaru Impreza	6	6		6

**2017 BARC Wales Rallycross - BTRDA Clubmans Championship Round 3**  
**MOT PLUS CLUBMAN 4X4 CLASS - HEATS COMBINED**

<b>Pos</b>	<b>No</b>	<b>Name</b>	<b>Car</b>	<b>Heat 1</b>	<b>Heat 2</b>	<b>Heat 3</b>	<b>Total</b>
1	44	Mad' Mark WATSC	Citroen Xzara	1	80		1
2	8	Simon HORTON	Suburu Impreza S12	80	1		1
3	99	Roger THOMAS	Vauxhall Astra	2	2		2
4	1	Gary PUSEY	Suburu Impeza S12	3	3		3
5	191	Michael MORRIS	Subaru Impreza	80	4		4

# Grids for FINALS- SUNDAY



Race 85		Production B Final	
311	179	5	56
666	761	101	720
144		153	782

Race 86		Super Modified B Final	
27	1	13	999
339	21	501	247
99		23	35

Race 87		Junior A Final	
88	13	38	
7	36	18	
8			

Race 88		Historic A Final	
3	661	13	
7	16	615	
11			

Race 89		Production A Final	
791	14	57	
610	45	94	
75		37	

Race 90		Super Modified A FINAL	
11	727	91	
12	7	117	
96		93	

Race 91		Production 4X4 A Final	
35	32	88	
24	128		
11			

Race 92		Clubman 4x4 A Final	
44	1		
8	191		
99			



Bulletin no:	Time:	Signed;
--------------	-------	---------

# Mel Williams Tyres - Production Category

## RACE 85 - B FINAL - CLASSIFICATION

POS	NO	NAME	ENTRY	LAPS	TIME	GAP	DIFF	MPH	BEST	ON
1	144	Leigh-Anne SEDGWICK	Citroen Saxo VTS	4	4:21.511			49.54	<b>1:02.492</b>	4
2	761	David MARTIN	Citroen Saxo	4	4:24.051	<b>2.540</b>	2.540	49.06	<b>1:03.132</b>	2
3	179	Mark FINCH	Citroen Xsara	4	4:24.659	<b>3.148</b>	0.608	48.95	<b>1:04.561</b>	2
4	666	Daniel FLITCROFT	Citroen C2	4	4:25.418	<b>3.907</b>	0.759	48.81	<b>1:04.305</b>	4
5	5	Luke MASON	Peugeot 205 GTi	4	4:33.220	<b>11.709</b>	7.802	47.42	<b>1:04.422</b>	3
6	153	Martin ROGERS	Hyundi coupe	4	4:36.030	<b>14.519</b>	2.810	46.93	<b>1:04.824</b>	4
7	56	Steven ADAMS	Citroen C2	4	5:07.861	<b>46.350</b>	31.831	42.08	<b>1:13.169</b>	3

### NOT CLASSIFIED

DNS	101	Peter HAMLETT	Peugeot 306 GTi6	0						
DNS	311	Tomasz CHOJNACKI	Citroen Saxo	0						
DNS	720	Eugene WARD	Peugeot 106 GTi	0						
DNS	782	Steven HICKEY	Peugeot 205 GTi	0						

### FASTEST LAP

144	Leigh-Anne SEDGWICK	Citroen Saxo VTS	4	1:02.492	51.83 mph	83.41 kph
-----	---------------------	------------------	---	----------	-----------	-----------

Weather / Track : Bright / Dry

These results are provisional until the conclusion of any judicial and technical matters.

Pembrey Rallycross

Circuit Length = 0.8997 miles

Start: 15:50 Flag 15:54 End: 15:55

Clerk Of Course :	Timekeeper :
-------------------	--------------

# Fuchs Lubricants - Super Modified Category

## RACE 86 - B FINAL - CLASSIFICATION

POS	NO	NAME	ENTRY	LAPS	TIME	GAP	DIFF	MPH	BEST	ON
1	339	Gary MITCHELL	Ford Puma	4	4:17.340			50.34	1:01.075	4
2	27	Paul JOHNSON	BMW M3 E36	4	4:21.112	3.772	3.772	49.61	1:02.753	2
3	21	Nick ANGRAVE	Honda Integra	4	4:21.475	4.135	0.363	49.55	1:01.625	3
4	501	David ATTIWELL	Vauxhall Nova	4	4:21.984	4.644	0.509	49.45	1:02.896	2
5	1	John WARD	Suzuki Swift	4	4:22.599	5.259	0.615	49.33	1:02.213	3
6	13	Damien FRICKER	BMW Mini Cooper S	4	4:22.747	5.407	0.148	49.31	1:02.675	2
7	99	Connor HOOK	Ford Ka	4	4:23.355	6.015	0.608	49.19	1:02.016	4
8	247	Dominic FLITNEY	Suzuki Swift	4	4:25.357	8.017	2.002	48.82	1:02.413	3
9	999	Stratis HATZISTEFANIS	BMW Mini Cooper S	4	4:55.673	38.333	30.316	43.81	1:08.861	4
10	23	Paul WILLIAMS	Ford Focus ST170	4	4:57.121	39.781	1.448	43.60	1:10.868	1
NOT CLASSIFIED										
DNF	35	Martin HAWKES	BMW Mini Cooper S	2	2:29.407	2 Laps	2 Laps	43.35	1:14.009	2
FASTEST LAP										
	339	Gary MITCHELL	Ford Puma	4	1:01.075			53.03 mph	85.35 kph	

Weather / Track : Bright / Dry

These results are provisional until the conclusion of any judicial and technical matters.

Pembrey Rallycross

Circuit Length = 0.8997 miles

Start: 15:59 Flag 16:03 End: 16:04

Clerk Of Course :		Timekeeper :
-------------------	--	--------------



# Junior Rallycross

## RACE 87 - A FINAL - CLASSIFICATION

POS	NO	CL	PIC NAME	ENTRY	LAPS	TIME	GAP	DIFF	MPH	BEST	ON
1	7	1300	1 Tom CONSTANTINE	Suzuki Swift	5	5:29.378			49.16	<b>1:03.494</b>	2
2	8	1300	2 James CONSTANTINE	Suzuki Swift	5	5:29.784	<b>0.406</b>	0.406	49.10	<b>1:02.199</b>	4
3	88	1300	3 Ole Henry STEINHOLT	Suzuki Swift	5	5:30.667	<b>1.289</b>	0.883	48.97	<b>1:03.555</b>	3
4	38	1300	4 Morgan WROOT	Suzuki Swift	5	5:31.894	<b>2.516</b>	1.227	48.79	<b>1:03.839</b>	3
5	36	1400	1 Jaidon BENNETT	Seat Arosa	5	5:34.466	<b>5.088</b>	2.572	48.42	<b>1:02.804</b>	4
6	18	1400	2 Laura BOAK	Citroen C2	4	5:32.481	<b>1 Lap</b>	1 Lap	38.96	<b>1:17.901</b>	4

NOT CLASSIFIED

<i>DNF</i>	13	1300	Ethan REES	Suzuki Swift	2	3:10.405	<b>3 Laps</b>	2 Laps	34.02	<b>1:25.550</b>	2
------------	----	------	------------	--------------	---	----------	---------------	--------	-------	-----------------	---

FASTEST LAP

	8	1300	James CONSTANTINE	Suzuki Swift	4	1:02.199			52.07 mph	83.80 kph	
	36	1400	Jaidon BENNETT	Seat Arosa	4	1:02.804			51.57 mph	83.00 kph	

Weather / Track : Bright / Dry

These results are provisional until the conclusion of any judicial and technical matters.

Pembrey Rallycross

Circuit Length = 0.8997 miles

Start: 16:06 Flag 16:12 End: 16:12

Clerk Of Course :		Timekeeper :	
-------------------	--	--------------	--

# Historic Rallycross

## RACE 88 - A FINAL - CLASSIFICATION

POS	NO	CL	PIC NAME	ENTRY	LAPS	TIME	GAP	DIFF	MPH	BEST	ON
1	7	H MOD	1 Brian HARDMAN	Ford Escort MK2	3	3:02.204			53.33	58.359	2
2	661	H SMO	1 Nick POTTER	Peugeot 106	3	3:07.060	4.856	4.856	51.94	59.363	2
3	11	H SMO	2 Michael GRANT	Ford Fiesta	3	3:07.494	5.290	0.434	51.82	59.464	2
4	13	H MOD	2 Ryan STUTCHBURY	Peugeot 205	3	3:16.646	14.442	9.152	49.41	1:02.461	3

### NOT CLASSIFIED

DNF	3	H SMO	Shaun BUCKLEY	Ford Escort MK2	0						
DNF	16	H SMO	Scott STUTCHBURY	Peugeot 205	0						
DNS	17	H SMO	David EWIN	Ford Fiesta Evo	0						
DNS	478	C Mini	Martin KNOWLES	Mini	0						
DNF	615	H MOD	Paul HAIGH	Vauxhall Nova	0						

### FASTEST LAP

7	H MOD	Brian HARDMAN	Ford Escort MK2	2	58.359	55.50 mph	89.32 kph
661	H SMO	Nick POTTER	Peugeot 106	2	59.363	54.56 mph	87.81 kph

Weather / Track : Bright / Dry

These results are provisional until the conclusion of any judicial and technical matters.

Pembrey Rallycross

Circuit Length = 0.8997 miles

Start: 16:20 Flag 16:23 End: 16:23

Clerk Of Course :		Timekeeper :	
-------------------	--	--------------	--

# Mel Williams Tyres - Production Category

## RACE 89 - A FINAL - CLASSIFICATION

POS	NO	NAME	ENTRY	LAPS	TIME	GAP	DIFF	MPH	BEST	ON
1	791	Keith KERRSHAWE	Peugeot 106 Gti	5	5:12.566			51.81	<b>59.818</b>	3
2	75	Edward GIBBS	Renault Clio	5	5:15.461	<b>2.895</b>	2.895	51.33	<b>1:00.539</b>	4
3	45	Graham RUMSEY	Citroen Saxo VTS	5	5:20.916	<b>8.350</b>	5.455	50.46	<b>1:01.056</b>	3
4	57	Juoz MESKAUSKAS	Citroen C2 VTS	5	5:24.362	<b>11.796</b>	3.446	49.93	<b>1:02.567</b>	5
5	144	Leigh-Anne SEDGWICK	Citroen Saxo VTS	5	5:24.850	<b>12.284</b>	0.488	49.85	<b>1:01.489</b>	3
6	14	Trevor BEAVEN	Citroen Saxo VTR	5	5:26.113	<b>13.547</b>	1.263	49.66	<b>1:03.217</b>	5
7	610	Leigh HICKEY	Peugeot 205 Gti	5	5:26.801	<b>14.235</b>	0.688	49.55	<b>1:02.481</b>	5
NOT CLASSIFIED										
<i>DNF</i>	761	David MARTIN	Citroen Saxo	1	1:12.211	<b>4 Laps</b>	4 Laps	44.85	<b>1:12.211</b>	1
<i>DNS</i>	37	Jeff Hope DAVIES	Citroen Saxo 1600cc 16v	0						
<i>DNS</i>	94	Lee GREEN	Citroen Saxo	0						
FASTEST LAP										
	791	Keith KERRSHAWE	Peugeot 106 Gti	3	59.818		54.14 mph		87.14 kph	

Weather / Track : Bright / Dry

These results are provisional until the conclusion of any judicial and technical matters.

Pembrey Rallycross

Circuit Length = 0.8997 miles

Start: 16:29 Flag 16:34 End: 16:34

Clerk Of Course :		Timekeeper :	
-------------------	--	--------------	--

# Fuchs Lubricants - Super Modified Category

## RACE 90 - A FINAL - CLASSIFICATION

POS	NO	NAME	ENTRY	LAPS	TIME	GAP	DIFF	MPH	BEST	ON
1	727	Tommy GRAHAM	Ford Escort	4	3:55.637			54.98	57.307	2
2	91	ALLAN TAPSCOTT	Vauxhall Corsa	4	4:02.617	6.980	6.980	53.40	57.879	4
3	7	Michael LABEDZ	Ford Fiesta	4	4:06.062	10.425	3.445	52.65	58.934	2
4	93	David BELL	BMW Mini Cooper S	4	4:09.870	14.233	3.808	51.85	59.972	2
5	12	Mark JONES	Toyota MR2 Turbo	4	4:10.225	14.588	0.355	51.77	59.075	2
6	27	Paul JOHNSON	BMW M3 E36	4	4:10.851	15.214	0.626	51.64	59.971	4
7	117	Kieran CURRAN	Vauxhall Corsa	4	4:13.083	17.446	2.232	51.19	58.589	2
8	96	Bradley DURDIN	BMW Mini Cooper S	4	4:20.629	24.992	7.546	49.71	1:00.356	2

NOT CLASSIFIED

DNF	339	Gary MITCHELL	Ford Puma	2	2:15.108	2 Laps	2 Laps	47.94	1:03.828	2
DNF	11	Guy CORNER	Peugeot 206	0						

FASTEST LAP

727	Tommy GRAHAM	Ford Escort	2	57.307	56.52 mph	90.96 kph
-----	--------------	-------------	---	--------	-----------	-----------

Weather / Track : Bright / Dry

These results are provisional until the conclusion of any judicial and technical matters.

Pembrey Rallycross

Circuit Length = 0.8997 miles

Start: 16:42 Flag 16:46 End: 16:46

Clerk Of Course :		Timekeeper :	
-------------------	--	--------------	--

# Cartec Motorsport Production 4x4

## RACE 91 - PRODUCTION 4X4 A FINAL - CLASSIFICATION

POS	NO	NAME	ENTRY	LAPS	TIME	GAP	DIFF	MPH	BEST	ON
1	128	Willie FARRELL	Suburu Impreza	5	5:00.329			53.92	57.154	4
2	11	Paul DAVIS	Subaru Impreza Sti	5	5:04.231	3.902	3.902	53.23	58.489	2
3	35*	Mike MANNING	Suburu Impreza	5	5:23.012	22.683	18.781	50.13	59.152	2
4	88	Stephen SPEAR	Subaru Impreza	5	5:32.293	31.964	9.281	48.73	1:03.659	5
5	24	Liam MANNING	Suburu Impreza	4	5:29.619	1 Lap	1 Lap	39.30	1:04.637	1
FASTEST LAP										
128	Willie FARRELL	Suburu Impreza	4	57.154	56.67 mph	91.20 kph				

\*Car 35 - 20 second penalty for exceeding track limits

Weather / Track : Bright / Dry

These results are provisional until the conclusion of any judicial and technical matters.

Pembrey Rallycross

Circuit Length = 0.8997 miles

Start: 16:52 Flag 16:57 End: 16:58

Clerk Of Course :

Timekeeper :

# Cartec Motorsport Production 4x4

## RACE 92 - CLUBMANS 4X4 A FINAL - CLASSIFICATION

POS	NO	NAME	ENTRY	LAPS	TIME	GAP	DIFF	MPH	BEST	ON
1	44	Mad' Mark WATSON	Citroen Xzara	4	3:48.641			56.66	55.411	2
2	99	Roger THOMAS	Vauxhall Astra	4	3:52.342	3.701	3.701	55.76	54.064	3
3	1	Gary PUSEY	Suburu Impeza S12	4	3:58.623	9.982	6.281	54.29	57.427	2
4	191	Michael MORRIS	Subaru Impreza	4	4:05.683	17.042	7.060	52.73	59.358	3
NOT CLASSIFIED										
DNF	8	Simon HORTON	Suburu Impreza S12	0						
FASTEST LAP										
	99	Roger THOMAS	Vauxhall Astra	3	54.064			59.91 mph	96.41 kph	

Weather / Track : Bright / Dry

These results are provisional until the conclusion of any judicial and technical matters.

Pembrey Rallycross

Circuit Length = 0.8997 miles


Start: 17:09 Flag 17:12 End: 17:13

Clerk Of Course :

Timekeeper :

# Junior Rallycross

## RACE 95 - WEEKEND FINAL - GRID (4 Laps)

ROW 3	6	<b>18</b> Laura BOAK	7	<b>38</b> Morgan WROOT		
ROW 2		4	<b>36</b> Jaidon BENNETT	5	<b>13</b> Ethan REES	
ROW 1	1	<b>7</b> Tom CONSTANTINE	2	<b>8</b> James CONSTANTINE	3	<b>88</b> Ole Henry STEINHOLT
<b>Pole</b>						
						

Pembrey Rallycross  
Circuit Length = 0.8997 miles

**These results are provisional until the conclusion of any judicial and technical matters.**

Clerk Of Course :

Timekeeper :

# Junior Rallycross

## RACE 95 - WEEKEND FINAL - CLASSIFICATION

POS	NO	CL	PIC NAME	ENTRY	LAPS	TIME	GAP	DIFF	MPH	BEST	ON
1	<b>88</b>	1300	1 Ole Henry STEINHOLT	Suzuki Swift	4	4:20.552			49.72	<b>1:01.940</b>	3
2	<b>7</b>	1300	2 Tom CONSTANTINE	Suzuki Swift	4	4:23.264	<b>2.712</b>	2.712	49.21	<b>1:02.708</b>	4
3	<b>8</b>	1300	3 James CONSTANTINE	Suzuki Swift	4	4:24.126	<b>3.574</b>	0.862	49.05	<b>1:03.183</b>	2
4	<b>36</b>	1400	1 Jaidon BENNETT	Seat Arosa	4	4:24.249	<b>3.697</b>	0.123	49.03	<b>1:02.437</b>	4
5	<b>38</b>	1300	4 Morgan WROOT	Suzuki Swift	4	4:37.654	<b>17.102</b>	13.405	46.66	<b>1:04.055</b>	4
6	<b>13</b>	1300	5 Ethan REES	Suzuki Swift	4	4:47.400	<b>26.848</b>	9.746	45.08	<b>1:07.317</b>	4
7	<b>18</b>	1400	2 Laura BOAK	Citroen C2	4	5:35.875	<b>1:15.323</b>	48.475	38.57	<b>1:22.167</b>	4

### FASTEST LAP

<b>88</b>	1300	Ole Henry STEINHOLT	Suzuki Swift	3	1:01.940	52.29 mph	84.15 kph
<b>36</b>	1400	Jaidon BENNETT	Seat Arosa	4	1:02.437	51.87 mph	83.48 kph

Weather / Track : Bright / Dry

These results are provisional until the conclusion of any judicial and technical matters.

Pembrey Rallycross

Circuit Length = 0.8997 miles

Start: 17:45 Flag 17:49 End: 17:51

Clerk Of Course :

Timekeeper :



# British Superlite Championship

## SUNDAY PRACTICE - CLASSIFICATION

POS	NO	CL	PIC NAME	ENTRY	TIME	ON	LAPS	GAP	DIFF	MPH
1	33	S6	1 Paul SMYTHE	Superlite 600	58.551	3	4			55.32
2	113	S6	2 Ian BISWELL	Superlite 600	58.553	4	4	0.002	0.002	55.31
3	77	S6	3 Tom BAMBER	Superlite 600	58.672	3	4	0.121	0.119	55.20
4	50	S6	4 Phil REDFEARN	Superlite 600	58.870	4	4	0.319	0.198	55.02
5	84	S6	5 Tony TURNER	Superlite 600	59.461	3	4	0.910	0.591	54.47
6	47	S6	6 Gordon KNOX	Superlite 600	59.883	4	4	1.332	0.422	54.09
7	21	S6	7 Mick BROWN	Superlite 600	1:00.428	4	4	1.877	0.545	53.60
8	27	S6	8 Joe RICHARDSON	Superlite 600	1:03.998	4	4	5.447	3.570	50.61
9	7	S6	9 Joe PALFREY	Superlite 600	1:04.177	3	4	5.626	0.179	50.47
10	171	S6	10 Neil RICHARDSON	Superlite 600	1:04.397	3	4	5.846	0.220	50.29

Weather / Track : Cloudy / Dry

These results are provisional until the conclusion of any judicial and technical matters.

Pembrey Rallycross

Circuit Length = 0.8997 miles

Start: 09:19 Flag 09:23 End: 09:24

Clerk Of Course :

Timekeeper :

# British Superlite Championship

## SUNDAY PRACTICE - LAP ANALYSIS

DIFF = Difference To Personal Best Lap

<b>P1 33 Paul SMYTHE</b>				
LAP	LAP TIME	DIFF	MPH	TIME OF DAY
1 -	1:02.269	3.718	52.01	09:20:29.138
2 -	1:01.366 (3)	2.815	52.78	09:21:30.504
3 -	<b>58.551 (1)</b>		<b>55.32</b>	<b>09:22:29.055</b>
4 -	59.020 (2)	0.469	54.88	09:23:28.075

<b>P2 113 Ian BISWELL</b>				
LAP	LAP TIME	DIFF	MPH	TIME OF DAY
1 -	1:01.784 (3)	3.231	52.42	09:20:31.388
2 -	1:02.295	3.742	51.99	09:21:33.683
3 -	59.469 (2)	0.916	54.46	09:22:33.152
4 -	<b>58.553 (1)</b>		<b>55.31</b>	<b>09:23:31.705</b>

<b>P3 77 Tom BAMBER</b>				
LAP	LAP TIME	DIFF	MPH	TIME OF DAY
1 -	1:02.659	3.987	51.69	09:20:28.384
2 -	59.334 (3)	0.662	54.59	09:21:27.718
3 -	<b>58.672 (1)</b>		<b>55.20</b>	<b>09:22:26.390</b>
4 -	58.750 (2)	0.078	55.13	09:23:25.140

<b>P4 50 Phil REDFEARN</b>				
LAP	LAP TIME	DIFF	MPH	TIME OF DAY
1 -	1:02.544	3.674	51.78	09:20:33.240
2 -	1:01.617 (3)	2.747	52.56	09:21:34.857
3 -	1:01.171 (2)	2.301	52.95	09:22:36.028
4 -	<b>58.870 (1)</b>		<b>55.02</b>	<b>09:23:34.898</b>

<b>P5 84 Tony TURNER</b>				
LAP	LAP TIME	DIFF	MPH	TIME OF DAY
1 -	1:09.038	9.577	46.91	09:20:42.607
2 -	1:01.222 (3)	1.761	52.90	09:21:43.829
3 -	<b>59.461 (1)</b>		<b>54.47</b>	<b>09:22:43.290</b>
4 -	1:00.111 (2)	0.650	53.88	09:23:43.401

<b>P6 47 Gordon KNOX</b>				
LAP	LAP TIME	DIFF	MPH	TIME OF DAY
1 -	1:02.654 (3)	2.771	51.69	09:20:30.606
2 -	1:02.882	2.999	51.51	09:21:33.488
3 -	1:01.209 (2)	1.326	52.91	09:22:34.697
4 -	<b>59.883 (1)</b>		<b>54.09</b>	<b>09:23:34.580</b>

<b>P7 21 Mick BROWN</b>				
LAP	LAP TIME	DIFF	MPH	TIME OF DAY
1 -	1:10.268	9.840	46.09	09:20:42.467
2 -	1:04.867 (3)	4.439	49.93	09:21:47.334
3 -	1:01.012 (2)	0.584	53.08	09:22:48.346
4 -	<b>1:00.428 (1)</b>		<b>53.60</b>	<b>09:23:48.774</b>

<b>P8 27 Joe RICHARDSON</b>				
LAP	LAP TIME	DIFF	MPH	TIME OF DAY
1 -	1:04.238 (2)	0.240	50.42	09:20:28.264
2 -	1:04.804 (3)	0.806	49.98	09:21:33.068
3 -	1:06.094	2.096	49.00	09:22:39.162
4 -	<b>1:03.998 (1)</b>		<b>50.61</b>	<b>09:23:43.160</b>

DIFF = Difference To Personal Best Lap

<b>P9 7 Joe PALFREY</b>				
LAP	LAP TIME	DIFF	MPH	TIME OF DAY
1 -	1:08.952 (3)	4.775	46.97	09:20:40.893
2 -	1:10.275	6.098	46.09	09:21:51.168
3 -	<b>1:04.177 (1)</b>		<b>50.47</b>	<b>09:22:55.345</b>
4 -	1:07.817 (2)	3.640	47.76	09:24:03.162

<b>P10 171 Neil RICHARDSON</b>				
LAP	LAP TIME	DIFF	MPH	TIME OF DAY
1 -	1:16.131	11.734	42.54	09:20:44.750
2 -	1:04.485 (2)	0.088	50.23	09:21:49.235
3 -	<b>1:04.397 (1)</b>		<b>50.29</b>	<b>09:22:53.632</b>
4 -	1:04.985 (3)	0.588	49.84	09:23:58.617

Weather / Track : Cloudy / Dry

Results can be found at [www.tsl-timing.com](http://www.tsl-timing.com)

Pembrey Rallycross  
Circuit Length = 0.8997 miles  
Start: 09:19 Flag 09:23 End: 09:24

Printed - 09:32 Sunday, 07 May 2017

# British Superlite Championship

## SUNDAY QUALIFYING - CLASSIFICATION

POS	NO	CL	PIC NAME	ENTRY	TIME	ON	LAPS	GAP	DIFF	MPH
1	50	S6	1 Phil REDFEARN	Superlite 600	53.167	8	13			60.92
2	113	S6	2 Ian BISWELL	Superlite 600	54.333	10	13	1.166	1.166	59.61
3	33	S6	3 Paul SMYTHE	Superlite 600	54.355	11	13	1.188	0.022	59.59
4	47	S6	4 Gordon KNOX	Superlite 600	54.597	5	5	1.430	0.242	59.32
5	77	S6	5 Tom BAMBER	Superlite 600	54.794	8	10	1.627	0.197	59.11
6	48	S6	6 Nick TURNER	Superlite 600	55.333	10	13	2.166	0.539	58.53
7	171	S6	7 Neil RICHARDSON	Superlite 600	55.802	7	12	2.635	0.469	58.04
8	84	S6	8 Tony TURNER	Superlite 600	55.955	11	12	2.788	0.153	57.88
9	21	S6	9 Mick BROWN	Superlite 600	56.538	4	13	3.371	0.583	57.29
10	27	S6	10 Joe RICHARDSON	Superlite 600	56.597	12	12	3.430	0.059	57.23
11	7	S6	11 Joe PALFREY	Superlite 600	1:01.108	3	12	7.941	4.511	53.00

Weather / Track : Bright / Dry

These results are provisional until the conclusion of any judicial and technical matters.

Pembrey Rallycross

Circuit Length = 0.8997 miles

Start: 10:48 Flag 11:00 End: 11:01

Clerk Of Course :

Timekeeper :

# British Superlite Championship

## SUNDAY QUALIFYING - LAP ANALYSIS

DIFF = Difference To Personal Best Lap

<b>P1 50 Phil REDFEARN</b>				
LAP	LAP TIME	DIFF	MPH	TIME OF DAY
1 -	1:19.907	26.740	40.53	10:49:42.915
2 -	54.461	1.294	59.47	10:50:37.376
3 -	54.149	0.982	59.81	10:51:31.525
4 -	54.422	1.255	59.51	10:52:25.947
5 -	54.742	1.575	59.16	10:53:20.689
6 -	54.984	1.817	58.90	10:54:15.673
7 -	53.600 (2)	0.433	60.43	10:55:09.273
<b>8 -</b>	<b>53.167 (1)</b>		<b>60.92</b>	<b>10:56:02.440</b>
9 -	54.596	1.429	59.32	10:56:57.036
10 -	54.013 (3)	0.846	59.96	10:57:51.049
11 -	54.933	1.766	58.96	10:58:45.982
12 -	54.643	1.476	59.27	10:59:40.625
13 -	54.360	1.193	59.58	11:00:34.985

<b>P2 113 Ian BISWELL</b>				
LAP	LAP TIME	DIFF	MPH	TIME OF DAY
1 -	57.341	3.008	56.48	10:49:05.572
2 -	55.692	1.359	58.16	10:50:01.264
3 -	55.296	0.963	58.57	10:50:56.560
4 -	54.735 (3)	0.402	59.17	10:51:51.295
5 -	55.015	0.682	58.87	10:52:46.310
6 -	54.713 (2)	0.380	59.20	10:53:41.023
7 -	57.819	3.486	56.02	10:54:38.842
8 -	54.981	0.648	58.91	10:55:33.823
9 -	55.415	1.082	58.45	10:56:29.238
<b>10 -</b>	<b>54.333 (1)</b>		<b>59.61</b>	<b>10:57:23.571</b>
11 -	54.753	0.420	59.15	10:58:18.324
12 -	54.987	0.654	58.90	10:59:13.311
13 -	55.006	0.673	58.88	11:00:08.317

<b>P3 33 Paul SMYTHE</b>				
LAP	LAP TIME	DIFF	MPH	TIME OF DAY
1 -	1:04.909	10.554	49.90	10:49:18.734
2 -	56.269	1.914	57.56	10:50:15.003
3 -	56.106	1.751	57.73	10:51:11.109
4 -	55.521	1.166	58.33	10:52:06.630
5 -	55.060 (3)	0.705	58.82	10:53:01.690
6 -	55.616	1.261	58.24	10:53:57.306
7 -	55.378	1.023	58.49	10:54:52.684
8 -	55.053 (2)	0.698	58.83	10:55:47.737
9 -	55.723	1.368	58.12	10:56:43.460
10 -	55.535	1.180	58.32	10:57:38.995
<b>11 -</b>	<b>54.355 (1)</b>		<b>59.59</b>	<b>10:58:33.350</b>
12 -	55.677	1.322	58.17	10:59:29.027
13 -	55.234	0.879	58.64	11:00:24.261

<b>P4 47 Gordon KNOX</b>				
LAP	LAP TIME	DIFF	MPH	TIME OF DAY
1 -	59.515	4.918	54.42	10:49:05.798
2 -	56.473	1.876	57.35	10:50:02.271
3 -	55.032 (2)	0.435	58.85	10:50:57.303
4 -	55.131 (3)	0.534	58.75	10:51:52.434
<b>5 -</b>	<b>54.597 (1)</b>		<b>59.32</b>	<b>10:52:47.031</b>

<b>P5 77 Tom BAMBER</b>				
LAP	LAP TIME	DIFF	MPH	TIME OF DAY
1 -	58.122	3.328	55.72	10:49:03.773
2 -	56.186	1.392	57.64	10:49:59.959

DIFF = Difference To Personal Best Lap

3 -	56.410	1.616	57.42	10:50:56.369
4 -	1:26.173	31.379	37.58	10:52:22.542
5 -	1:01.997	7.203	52.24	10:53:24.539
6 -	55.196 (3)	0.402	58.68	10:54:19.735
7 -	1:05.427	10.633	49.50	10:55:25.162
<b>8 -</b>	<b>54.794 (1)</b>		<b>59.11</b>	<b>10:56:19.956</b>
9 -	1:03.246	8.452	51.21	10:57:23.202
10 -	54.884 (2)	0.090	59.01	10:58:18.086

<b>P6 48 Nick TURNER</b>				
LAP	LAP TIME	DIFF	MPH	TIME OF DAY
1 -	1:05.738	10.405	49.27	10:49:20.396
2 -	58.008	2.675	55.83	10:50:18.404
3 -	58.362	3.029	55.49	10:51:16.766
4 -	57.349	2.016	56.48	10:52:14.115
5 -	56.267	0.934	57.56	10:53:10.382
6 -	57.528	2.195	56.30	10:54:07.910
7 -	56.162 (2)	0.829	57.67	10:55:04.072
8 -	56.987	1.654	56.83	10:56:01.059
9 -	56.384	1.051	57.44	10:56:57.443
<b>10 -</b>	<b>55.333 (1)</b>		<b>58.53</b>	<b>10:57:52.776</b>
11 -	57.853	2.520	55.98	10:58:50.629
12 -	56.812	1.479	57.01	10:59:47.441
13 -	56.255 (3)	0.922	57.57	11:00:43.696

<b>P7 171 Neil RICHARDSON</b>				
LAP	LAP TIME	DIFF	MPH	TIME OF DAY
1 -	1:01.141	5.339	52.97	10:49:12.919
2 -	1:00.116	4.314	53.88	10:50:13.035
3 -	1:07.450	11.648	48.02	10:51:20.485
4 -	57.852	2.050	55.98	10:52:18.337
5 -	1:00.941	5.139	53.15	10:53:19.278
6 -	59.088	3.286	54.81	10:54:18.366
<b>7 -</b>	<b>55.802 (1)</b>		<b>58.04</b>	<b>10:55:14.168</b>
8 -	58.528	2.726	55.34	10:56:12.696
9 -	59.487	3.685	54.45	10:57:12.183
10 -	59.325	3.523	54.59	10:58:11.508
11 -	57.717 (3)	1.915	56.12	10:59:09.225
12 -	56.579 (2)	0.777	57.24	11:00:05.804

<b>P8 84 Tony TURNER</b>				
LAP	LAP TIME	DIFF	MPH	TIME OF DAY
1 -	1:00.266	4.311	53.74	10:49:11.393
2 -	56.756	0.801	57.07	10:50:08.149
3 -	56.322	0.367	57.51	10:51:04.471
4 -	56.579	0.624	57.24	10:52:01.050
5 -	56.337	0.382	57.49	10:52:57.387
6 -	56.399	0.444	57.43	10:53:53.786
7 -	56.519	0.564	57.30	10:54:50.305
8 -	56.011 (2)	0.056	57.82	10:55:46.316
9 -	57.267	1.312	56.56	10:56:43.583
10 -	56.142 (3)	0.187	57.69	10:57:39.725
<b>11 -</b>	<b>55.955 (1)</b>		<b>57.88</b>	<b>10:58:35.680</b>
12 -	57.085	1.130	56.74	10:59:32.765

<b>P9 21 Mick BROWN</b>				
LAP	LAP TIME	DIFF	MPH	TIME OF DAY
1 -	1:00.590	4.052	53.45	10:49:13.184
2 -	57.294	0.756	56.53	10:50:10.478
3 -	56.661 (2)	0.123	57.16	10:51:07.139
<b>4 -</b>	<b>56.538 (1)</b>		<b>57.29</b>	<b>10:52:03.677</b>

Weather / Track : Bright / Dry

Pembrey Rallycross

Circuit Length = 0.8997 miles

Start: 10:48 Flag 11:00 End: 11:01

# British Superlite Championship

## SUNDAY QUALIFYING - LAP ANALYSIS

DIFF = Difference To Personal Best Lap

5 -	56.935	0.397	56.89	10:53:00.612
6 -	57.147	0.609	56.67	10:53:57.759
7 -	57.101	0.563	56.72	10:54:54.860
8 -	56.829	0.291	56.99	10:55:51.689
9 -	57.607	1.069	56.22	10:56:49.296
10 -	56.661 (2)	0.123	57.16	10:57:45.957
11 -	57.511	0.973	56.32	10:58:43.468
12 -	57.086	0.548	56.74	10:59:40.554
13 -	57.197	0.659	56.63	11:00:37.751

### P10 27 Joe RICHARDSON


LAP	LAP TIME	DIFF	MPH	TIME OF DAY
1 -	1:05.421	8.824	49.51	10:49:21.423
2 -	1:00.755	4.158	53.31	10:50:22.178
3 -	58.654	2.057	55.22	10:51:20.832
4 -	58.673	2.076	55.20	10:52:19.505
5 -	1:00.535	3.938	53.50	10:53:20.040
6 -	59.403	2.806	54.52	10:54:19.443
7 -	57.273 (2)	0.676	56.55	10:55:16.716
8 -	57.814 (3)	1.217	56.02	10:56:14.530
9 -	58.146	1.549	55.70	10:57:12.676
10 -	59.245	2.648	54.67	10:58:11.921
11 -	57.900	1.303	55.94	10:59:09.821
12 -	<b>56.597 (1)</b>		<b>57.23</b>	<b>11:00:06.418</b>

### P11 7 Joe PALFREY

LAP	LAP TIME	DIFF	MPH	TIME OF DAY
1 -	1:07.407	6.299	48.05	10:49:25.335
2 -	1:04.477	3.369	50.23	10:50:29.812
3 -	<b>1:01.108 (1)</b>		<b>53.00</b>	<b>10:51:30.920</b>
4 -	1:03.769	2.661	50.79	10:52:34.689
5 -	1:02.412	1.304	51.89	10:53:37.101
6 -	1:02.633	1.525	51.71	10:54:39.734
7 -	1:01.413 (2)	0.305	52.74	10:55:41.147
8 -	1:02.167	1.059	52.10	10:56:43.314
9 -	1:02.318	1.210	51.97	10:57:45.632
10 -	1:05.743	4.635	49.26	10:58:51.375
11 -	1:01.554	0.446	52.62	10:59:52.929
12 -	1:01.463 (3)	0.355	52.69	11:00:54.392

# British Superlite Championship - 600 Class

## RACE 72 - GRID (12 minutes)

ROW 5	11	1:01.108 <b>7</b> Joe PALFREY				
ROW 4		9	56.538 <b>21</b> Mick BROWN	10	56.597 <b>27</b> Joe RICHARDSON	
ROW 3	6	55.333 <b>48</b> Nick TURNER	7	55.802 <b>171</b> Neil RICHARDSON	8	55.955 <b>84</b> Tony TURNER
ROW 2		4	54.597 <b>47</b> Gordon KNOX	5	54.794 <b>77</b> Tom BAMBER	
ROW 1	1	53.167 <b>50</b> Phil REDFEARN	2	54.333 <b>113</b> Ian BISWELL	3	54.355 <b>33</b> Paul SMYTHE
<b>Pole</b>						
						

Pembrey Rallycross  
Circuit Length = 0.8997 miles

**These results are provisional until the conclusion of any judicial and technical matters.**

Clerk Of Course :

Timekeeper :

# British Superlite Championship - 600 Class

## RACE 72 - CLASSIFICATION

POS	NO	NAME	ENTRY	LAPS	TIME	GAP	DIFF	MPH	BEST	ON
1	50	Phil REDFEARN	Superlite 600	11	10:12.824			58.14	54.451	4
2	33	Paul SMYTHE	Superlite 600	11	10:21.968	9.144	9.144	57.28	55.092	11
3	47	Gordon KNOX	Superlite 600	11	10:22.808	9.984	0.840	57.20	55.223	9
4	48	Nick TURNER	Superlite 600	11	10:26.265	13.441	3.457	56.89	55.424	9
5	84	Tony TURNER	Superlite 600	11	10:26.492	13.668	0.227	56.87	55.297	10
6	77	Tom BAMBER	Superlite 600	11	10:33.557	20.733	7.065	56.23	55.114	10
7	171	Neil RICHARDSON	Superlite 600	11	10:57.024	44.200	23.467	54.22	56.246	6
8	21	Mick BROWN	Superlite 600	11	10:57.977	45.153	0.953	54.15	57.070	10
9	7	Joe PALFREY	Superlite 600	10	10:30.018	1 Lap	1 Lap	51.41	1:00.334	8

### NOT CLASSIFIED

DNF	113	Ian BISWELL	Superlite 600	5	4:44.567	6 Laps	5 Laps	56.91	55.546	3
DNF	27	Joe RICHARDSON	Superlite 600	5	5:02.919	6 Laps	18.352	53.46	57.695	3

### FASTEST LAP

50	Phil REDFEARN	Superlite 600	4	54.451	59.48 mph	95.73 kph
----	---------------	---------------	---	--------	-----------	-----------

Weather / Track : Cloudy / Dry

These results are provisional until the conclusion of any judicial and technical matters.

Pembrey Rallycross

Circuit Length = 0.8997 miles

Start: 12:45 Flag 12:55 End: 12:57

Clerk Of Course :

Timekeeper :

# British Superlite Championship - 600 Class

## RACE 72 - LAP CHART

### LAP 1 @ 12:46:05.029

NO	BEHIND	LAP TIME
50		59.396
33	1.715	1:01.111
113	1.808	1:01.204
77	2.222	1:01.618
47	3.546	1:02.942
48	4.053	1:03.449
84	4.231	1:03.627
21	6.203	1:05.599
27	6.807	1:06.203
171	7.157	1:06.553
7	10.904	1:10.300

### LAP 2 @ 12:47:00.436

NO	BEHIND	LAP TIME
50		55.407
113	2.634	56.233
33	3.676	57.368
47	3.835	55.696
84	4.193	55.369
48	5.463	56.817
77	6.841	1:00.026
21	8.750	57.954
171	10.728	58.978
27	12.209	1:00.809
7	18.455	1:02.958

### LAP 3 @ 12:47:55.062

NO	BEHIND	LAP TIME
50		54.626
113	3.554	55.546
33	5.001	55.951
47	5.564	56.355
84	5.699	56.132
48	7.545	56.708
77	7.620	55.405
21	11.986	57.862
171	13.379	57.277
27	15.278	57.695
7	25.971	1:02.142

### LAP 4 @ 12:48:49.513

NO	BEHIND	LAP TIME
50		54.451
113	5.012	55.909
33	5.848	55.298
47	7.273	56.160
84	7.418	56.170
48	9.060	55.966
77	9.211	56.042
21	16.029	58.494
171	18.450	59.522
27	19.706	58.879
7	32.968	1:01.448

### LAP 5 @ 12:49:44.458

NO	BEHIND	LAP TIME
50		54.945
113	5.742	55.675
33	7.081	56.178

47	9.312	56.984
84	9.522	57.049
48	10.162	56.047
77	10.827	56.561
21	19.456	58.372
171	21.685	58.180
27	24.094	59.333
7	39.472	1:01.449

### LAP 6 @ 12:50:39.369

NO	BEHIND	LAP TIME
50		54.911
33	8.485	56.315
47	10.609	56.208
48	11.034	55.783
77	11.588	55.672
84	11.942	57.331
21	21.713	57.168
171	23.020	56.246
7	47.295	1:02.734

### LAP 7 @ 12:51:34.685

NO	BEHIND	LAP TIME
50		55.316
33	9.581	56.412
47	11.434	56.141
48	11.903	56.185
77	12.741	56.469
84	13.003	56.377
21	24.095	57.698
171	30.818	1:03.114
7	52.646	1:00.667

### LAP 8 @ 12:52:29.781

NO	BEHIND	LAP TIME
50		55.096
33	10.675	56.190
47	12.434	56.096
48	13.411	56.604
77	13.731	56.086
84	13.751	55.844
21	34.268	1:05.269
171	35.069	59.347
7	57.884	1:00.334

### LAP 9 @ 12:53:27.789

NO	BEHIND	LAP TIME
50		58.008
33	8.900	56.233
47	9.649	55.223
48	10.827	55.424
77	11.655	55.932
84	11.870	56.127
21	34.258	57.998
171	35.463	58.402

### LAP 10 @ 12:54:23.242

NO	BEHIND	LAP TIME
50		55.453
7	1 Lap	1:04.673
33	9.267	55.820

### LAP 11 @ 12:55:18.457

NO	BEHIND	LAP TIME
50		55.215
33	9.144	55.092
47	9.984	55.703
48	13.441	57.646
84	13.668	57.169
7	1 Lap	1:03.313
77	20.733	1:04.632
171	44.200	1:03.041
21	45.153	1:04.493

Weather / Track : Cloudy / Dry

Results can be found at [www.tsl-timing.com](http://www.tsl-timing.com)

Pembrey Rallycross

Circuit Length = 0.8997 miles

Start: 12:45 Flag 12:55 End: 12:57

Printed - 13:11 Sunday, 07 May 2017



# British Superlite Championship - 600 Class

## RACE 72 - LAP ANALYSIS

DIFF = Difference To Personal Best Lap

P1 50 Phil REDFEARN				
LAP	LAP TIME	DIFF	MPH	TIME OF DAY
1 -	59.396	4.945	54.53	12:46:05.029
2 -	55.407	0.956	58.45	12:47:00.436
3 -	54.626 (2)	0.175	59.29	12:47:55.062
4 -	<b>54.451 (1)</b>		<b>59.48</b>	<b>12:48:49.513</b>
5 -	54.945	0.494	58.95	12:49:44.458
6 -	54.911 (3)	0.460	58.98	12:50:39.369
7 -	55.316	0.865	58.55	12:51:34.685
8 -	55.096	0.645	58.78	12:52:29.781
9 -	58.008	3.557	55.83	12:53:27.789
10 -	55.453	1.002	58.41	12:54:23.242
11 -	55.215	0.764	58.66	12:55:18.457

P2 33 Paul SMYTHE				
LAP	LAP TIME	DIFF	MPH	TIME OF DAY
1 -	1:01.111	6.019	53.00	12:46:06.744
2 -	57.368	2.276	56.46	12:47:04.112
3 -	55.951	0.859	57.89	12:48:00.063
4 -	55.298 (2)	0.206	58.57	12:48:55.361
5 -	56.178	1.086	57.65	12:49:51.539
6 -	56.315	1.223	57.51	12:50:47.854
7 -	56.412	1.320	57.41	12:51:44.266
8 -	56.190	1.098	57.64	12:52:40.456
9 -	56.233	1.141	57.60	12:53:36.689
10 -	55.820 (3)	0.728	58.02	12:54:32.509
11 -	<b>55.092 (1)</b>		<b>58.79</b>	<b>12:55:27.601</b>

P3 47 Gordon KNOX				
LAP	LAP TIME	DIFF	MPH	TIME OF DAY
1 -	1:02.942	7.719	51.46	12:46:08.575
2 -	55.696 (3)	0.473	58.15	12:47:04.271
3 -	56.355	1.132	57.47	12:48:00.626
4 -	56.160	0.937	57.67	12:48:56.786
5 -	56.984	1.761	56.84	12:49:53.770
6 -	56.208	0.985	57.62	12:50:49.978
7 -	56.141	0.918	57.69	12:51:46.119
8 -	56.096	0.873	57.74	12:52:42.215
9 -	<b>55.223 (1)</b>		<b>58.65</b>	<b>12:53:37.438</b>
10 -	55.300 (2)	0.077	58.57	12:54:32.738
11 -	55.703	0.480	58.14	12:55:28.441

P4 48 Nick TURNER				
LAP	LAP TIME	DIFF	MPH	TIME OF DAY
1 -	1:03.449	8.025	51.05	12:46:09.082
2 -	56.817	1.393	57.00	12:47:05.899
3 -	56.708	1.284	57.11	12:48:02.607
4 -	55.966	0.542	57.87	12:48:58.573
5 -	56.047	0.623	57.79	12:49:54.620
6 -	55.783 (3)	0.359	58.06	12:50:50.403
7 -	56.185	0.761	57.65	12:51:46.588
8 -	56.604	1.180	57.22	12:52:43.192
9 -	<b>55.424 (1)</b>		<b>58.44</b>	<b>12:53:38.616</b>
10 -	55.636 (2)	0.212	58.21	12:54:34.252
11 -	57.646	2.222	56.18	12:55:31.898

P5 84 Tony TURNER				
LAP	LAP TIME	DIFF	MPH	TIME OF DAY
1 -	1:03.627	8.330	50.90	12:46:09.260
2 -	55.369 (2)	0.072	58.49	12:47:04.629

DIFF = Difference To Personal Best Lap

3 -	56.132	0.835	57.70	12:48:00.761
4 -	56.170	0.873	57.66	12:48:56.931
5 -	57.049	1.752	56.77	12:49:53.980
6 -	57.331	2.034	56.49	12:50:51.311
7 -	56.377	1.080	57.45	12:51:47.688
8 -	55.844 (3)	0.547	58.00	12:52:43.532
9 -	56.127	0.830	57.70	12:53:39.659
10 -	<b>55.297 (1)</b>		<b>58.57</b>	<b>12:54:34.956</b>
11 -	57.169	1.872	56.65	12:55:32.125

P6 77 Tom BAMBER				
LAP	LAP TIME	DIFF	MPH	TIME OF DAY
1 -	1:01.618	6.504	52.56	12:46:07.251
2 -	1:00.026	4.912	53.96	12:47:07.277
3 -	55.405 (2)	0.291	58.46	12:48:02.682
4 -	56.042	0.928	57.79	12:48:58.724
5 -	56.561	1.447	57.26	12:49:55.285
6 -	55.672 (3)	0.558	58.18	12:50:50.957
7 -	56.469	1.355	57.36	12:51:47.426
8 -	56.086	0.972	57.75	12:52:43.512
9 -	55.932	0.818	57.91	12:53:39.444
10 -	<b>55.114 (1)</b>		<b>58.77</b>	<b>12:54:34.558</b>
11 -	1:04.632	9.518	50.11	12:55:39.190

P7 171 Neil RICHARDSON				
LAP	LAP TIME	DIFF	MPH	TIME OF DAY
1 -	1:06.553	10.307	48.66	12:46:12.186
2 -	58.978	2.732	54.92	12:47:11.164
3 -	57.277 (3)	1.031	56.55	12:48:08.441
4 -	59.522	3.276	54.41	12:49:07.963
5 -	58.180	1.934	55.67	12:50:06.143
6 -	<b>56.246 (1)</b>		<b>57.58</b>	<b>12:51:02.389</b>
7 -	1:03.114	6.868	51.32	12:52:05.503
8 -	59.347	3.101	54.57	12:53:04.850
9 -	58.402	2.156	55.46	12:54:03.252
10 -	56.364 (2)	0.118	57.46	12:54:59.616
11 -	1:03.041	6.795	51.38	12:56:02.657

P8 21 Mick BROWN				
LAP	LAP TIME	DIFF	MPH	TIME OF DAY
1 -	1:05.599	8.529	49.37	12:46:11.232
2 -	57.954	0.884	55.89	12:47:09.186
3 -	57.862	0.792	55.97	12:48:07.048
4 -	58.494	1.424	55.37	12:49:05.542
5 -	58.372	1.302	55.49	12:50:03.914
6 -	57.168 (2)	0.098	56.65	12:51:01.082
7 -	57.698 (3)	0.628	56.13	12:51:58.780
8 -	1:05.269	8.199	49.62	12:53:04.049
9 -	57.998	0.928	55.84	12:54:02.047
10 -	<b>57.070 (1)</b>		<b>56.75</b>	<b>12:54:59.117</b>
11 -	1:04.493	7.423	50.22	12:56:03.610

P9 7 Joe PALFREY				
LAP	LAP TIME	DIFF	MPH	TIME OF DAY
1 -	1:10.300	9.966	46.07	12:46:15.933
2 -	1:02.958	2.624	51.44	12:47:18.891
3 -	1:02.142	1.808	52.12	12:48:21.033
4 -	1:01.448 (3)	1.114	52.71	12:49:22.481
5 -	1:01.449	1.115	52.71	12:50:23.930
6 -	1:02.734	2.400	51.63	12:51:26.664
7 -	1:00.667 (2)	0.333	53.39	12:52:27.331

Pembrey Rallycross

Circuit Length = 0.8997 miles

Start: 12:45 Flag 12:55 End: 12:57

Weather / Track : Cloudy / Dry

## British Superlite Championship - 600 Class

### RACE 72 - LAP ANALYSIS

DIFF = Difference To Personal Best Lap

8 -	<b>1:00.334 (1)</b>		<b>53.68</b>	<b>12:53:27.665</b>
9 -	1:04.673	4.339	50.08	12:54:32.338
10 -	1:03.313	2.979	51.15	12:55:35.651

#### P10 113 Ian BISWELL


LAP	LAP TIME	DIFF	MPH	TIME OF DAY
1 -	1:01.204	5.658	52.92	12:46:06.837
2 -	56.233	0.687	57.60	12:47:03.070
<b>3 -</b>	<b>55.546 (1)</b>		<b>58.31</b>	<b>12:47:58.616</b>
4 -	55.909 (3)	0.363	57.93	12:48:54.525
5 -	55.675 (2)	0.129	58.17	12:49:50.200

#### P11 27 Joe RICHARDSON

LAP	LAP TIME	DIFF	MPH	TIME OF DAY
1 -	1:06.203	8.508	48.92	12:46:11.836
2 -	1:00.809	3.114	53.26	12:47:12.645
<b>3 -</b>	<b>57.695 (1)</b>		<b>56.14</b>	<b>12:48:10.340</b>
4 -	58.879 (2)	1.184	55.01	12:49:09.219
5 -	59.333 (3)	1.638	54.59	12:50:08.552

# British Superlite Championship - 600 Class

## RACE 83 - GRID (12 minutes)

ROW 5	11	27	Joe RICHARDSON											
ROW 4				9	7	Joe PALFREY		10	113	Ian BISWELL				
ROW 3				6	77	Tom BAMBER		7	171	Neil RICHARDSON		8	21	Mick BROWN
ROW 2							4	48	Nick TURNER		5	84	Tony TURNER	
ROW 1				1	50	Phil REDFEARN		2	33	Paul SMYTHE		3	47	Gordon KNOX
<b>Pole</b>														
														

Pembrey Rallycross  
Circuit Length = 0.8997 miles

**These results are provisional until the conclusion of any judicial and technical matters.**

Clerk Of Course :

Timekeeper :

# British Superlite Championship - 600 Class

## RACE 83 - CLASSIFICATION

POS	NO	NAME	ENTRY	LAPS	TIME	GAP	DIFF	MPH	BEST	ON
1	50	Phil REDFEARN	Superlite 600	9	8:23.330			57.91	54.478	8
2	84	Tony TURNER	Superlite 600	9	8:27.354	4.024	4.024	57.45	54.764	9
3	33	Paul SMYTHE	Superlite 600	9	8:37.253	13.923	9.899	56.35	55.788	6
4	77	Tom BAMBER	Superlite 600	9	8:41.249	17.919	3.996	55.92	56.069	6
5	48	Nick TURNER	Superlite 600	9	8:43.155	19.825	1.906	55.72	56.010	7
6	21	Mick BROWN	Superlite 600	9	8:49.116	25.786	5.961	55.09	57.188	6
7	171	Neil RICHARDSON	Superlite 600	9	9:05.959	42.629	16.843	53.39	57.792	7
8	27	Joe RICHARDSON	Superlite 600	9	9:14.921	51.591	8.962	52.53	58.285	6
9	7	Joe PALFREY	Superlite 600	8	8:55.810	1 Lap	1 Lap	48.36	1:02.557	5

NOT CLASSIFIED

NC	113	Ian BISWELL	Superlite 600	2	2:06.354	7 Laps	6 Laps	51.26	1:02.698	2
----	-----	-------------	---------------	---	----------	--------	--------	-------	----------	---

FASTEST LAP

	50	Phil REDFEARN	Superlite 600	8	54.478		59.45 mph		95.68 kph	
--	----	---------------	---------------	---	--------	--	-----------	--	-----------	--

Weather / Track : Bright / Dry

These results are provisional until the conclusion of any judicial and technical matters.

Pembrey Rallycross

Circuit Length = 0.8997 miles

Start: 15:19 Flag 15:27 End: 15:28

Clerk Of Course :

Timekeeper :

# British Superlite Championship - 600 Class

## RACE 83 - LAP CHART

### LAP 1 @ 15:20:10.974

NO	BEHIND	LAP TIME
50		59.871
33	1.543	1:01.414
84	1.772	1:01.643
48	3.466	1:03.337
113	3.785	1:03.656
21	5.788	1:05.659
77	6.184	1:06.055
171	7.836	1:07.707
7	15.576	1:15.447
27	15.679	1:15.550

### LAP 2 @ 15:21:06.780

NO	BEHIND	LAP TIME
50		55.806
33	2.959	57.222
84	3.206	57.240
48	4.908	57.248
77	8.177	57.799
21	9.259	59.277
113	10.677	1:02.698
171	11.325	59.295
7	24.599	1:04.829
27	24.702	1:04.829

### LAP 3 @ 15:22:02.202

NO	BEHIND	LAP TIME
50		55.422
84	5.228	57.444
33	6.939	59.402
48	7.234	57.748
77	9.800	57.045
21	11.528	57.691
171	14.438	58.535
27	29.466	1:00.186
7	35.627	1:06.450

### LAP 4 @ 15:22:57.837

NO	BEHIND	LAP TIME
50		55.635
84	5.322	55.729
33	7.555	56.251
48	7.962	56.363
77	11.260	57.095
21	13.724	57.831
171	17.524	58.721
27	33.080	59.249
7	43.981	1:03.989

### LAP 5 @ 15:23:52.819

NO	BEHIND	LAP TIME
50		54.982
84	5.352	55.012
33	8.945	56.372
48	9.238	56.258
77	12.607	56.329
21	16.112	57.370
171	22.166	59.624
27	36.643	58.545
7	51.556	1:02.557

### LAP 6 @ 15:24:48.081

NO	BEHIND	LAP TIME
50		55.262
84	5.389	55.299
33	9.471	55.788
48	10.526	56.550
77	13.414	56.069
21	18.038	57.188
171	33.040	1:06.136
27	39.666	58.285

### LAP 7 @ 15:25:44.791

NO	BEHIND	LAP TIME
50		56.710
84	4.051	55.372
7	1 Lap	1:05.291
33	8.821	56.060
48	9.826	56.010
77	13.056	56.352
21	19.930	58.602
171	34.122	57.792
27	43.566	1:00.610

### LAP 8 @ 15:26:39.269

NO	BEHIND	LAP TIME
50		54.478
84	4.424	54.851
33	12.237	57.894
48	12.323	56.975
77	14.966	56.388
7	1 Lap	1:11.039
21	23.153	57.701
171	39.089	59.445
27	47.808	58.720

### LAP 9 @ 15:27:34.433

NO	BEHIND	LAP TIME
50		55.164
84	4.024	54.764
33	13.923	56.850
77	17.919	58.117
48	19.825	1:02.666
21	25.786	57.797
7	1 Lap	1:06.208
171	42.629	58.704
27	51.591	58.947

Weather / Track : Bright / Dry

Results can be found at [www.tsl-timing.com](http://www.tsl-timing.com)

Pembrey Rallycross

Circuit Length = 0.8997 miles

Start: 15:19 Flag 15:27 End: 15:28

Printed - 15:30 Sunday, 07 May 2017

# British Superlite Championship - 600 Class

## RACE 83 - LAP ANALYSIS

DIFF = Difference To Personal Best Lap

<b>P1 50 Phil REDFEARN</b>				
LAP	LAP TIME	DIFF	MPH	TIME OF DAY
1 -	59.871	5.393	54.10	15:20:10.974
2 -	55.806	1.328	58.04	15:21:06.780
3 -	55.422	0.944	58.44	15:22:02.202
4 -	55.635	1.157	58.22	15:22:57.837
5 -	54.982 (2)	0.504	58.91	15:23:52.819
6 -	55.262	0.784	58.61	15:24:48.081
7 -	56.710	2.232	57.11	15:25:44.791
<b>8 -</b>	<b>54.478 (1)</b>		<b>59.45</b>	<b>15:26:39.269</b>
9 -	55.164 (3)	0.686	58.71	15:27:34.433

<b>P2 84 Tony TURNER</b>				
LAP	LAP TIME	DIFF	MPH	TIME OF DAY
1 -	1:01.643	6.879	52.54	15:20:12.746
2 -	57.240	2.476	56.58	15:21:09.986
3 -	57.444	2.680	56.38	15:22:07.430
4 -	55.729	0.965	58.12	15:23:03.159
5 -	55.012 (3)	0.248	58.87	15:23:58.171
6 -	55.299	0.535	58.57	15:24:53.470
7 -	55.372	0.608	58.49	15:25:48.842
8 -	54.851 (2)	0.087	59.05	15:26:43.693
<b>9 -</b>	<b>54.764 (1)</b>		<b>59.14</b>	<b>15:27:38.457</b>

<b>P3 33 Paul SMYTHE</b>				
LAP	LAP TIME	DIFF	MPH	TIME OF DAY
1 -	1:01.414	5.626	52.74	15:20:12.517
2 -	57.222	1.434	56.60	15:21:09.739
3 -	59.402	3.614	54.52	15:22:09.141
4 -	56.251 (3)	0.463	57.58	15:23:05.392
5 -	56.372	0.584	57.45	15:24:01.764
<b>6 -</b>	<b>55.788 (1)</b>		<b>58.06</b>	<b>15:24:57.552</b>
7 -	56.060 (2)	0.272	57.77	15:25:53.612
8 -	57.894	2.106	55.94	15:26:51.506
9 -	56.850	1.062	56.97	15:27:48.356

<b>P4 77 Tom BAMBER</b>				
LAP	LAP TIME	DIFF	MPH	TIME OF DAY
1 -	1:06.055	9.986	49.03	15:20:17.158
2 -	57.799	1.730	56.04	15:21:14.957
3 -	57.045	0.976	56.78	15:22:12.002
4 -	57.095	1.026	56.73	15:23:09.097
5 -	56.329 (2)	0.260	57.50	15:24:05.426
<b>6 -</b>	<b>56.069 (1)</b>		<b>57.76</b>	<b>15:25:01.495</b>
7 -	56.352 (3)	0.283	57.47	15:25:57.847
8 -	56.388	0.319	57.44	15:26:54.235
9 -	58.117	2.048	55.73	15:27:52.352

<b>P5 48 Nick TURNER</b>				
LAP	LAP TIME	DIFF	MPH	TIME OF DAY
1 -	1:03.337	7.327	51.14	15:20:14.440
2 -	57.248	1.238	56.57	15:21:11.688
3 -	57.748	1.738	56.08	15:22:09.436
4 -	56.363 (3)	0.353	57.46	15:23:05.799
5 -	56.258 (2)	0.248	57.57	15:24:02.057
6 -	56.550	0.540	57.27	15:24:58.607
<b>7 -</b>	<b>56.010 (1)</b>		<b>57.83</b>	<b>15:25:54.617</b>
8 -	56.975	0.965	56.85	15:26:51.592
9 -	1:02.666	6.656	51.68	15:27:54.258

DIFF = Difference To Personal Best Lap

<b>P6 21 Mick BROWN</b>				
LAP	LAP TIME	DIFF	MPH	TIME OF DAY
1 -	1:05.659	8.471	49.33	15:20:16.762
2 -	59.277	2.089	54.64	15:21:16.039
3 -	57.691 (3)	0.503	56.14	15:22:13.730
4 -	57.831	0.643	56.00	15:23:11.561
5 -	57.370 (2)	0.182	56.45	15:24:08.931
<b>6 -</b>	<b>57.188 (1)</b>		<b>56.63</b>	<b>15:25:06.119</b>
7 -	58.602	1.414	55.27	15:26:04.721
8 -	57.701	0.513	56.13	15:27:02.422
9 -	57.797	0.609	56.04	15:28:00.219

<b>P7 171 Neil RICHARDSON</b>				
LAP	LAP TIME	DIFF	MPH	TIME OF DAY
1 -	1:07.707	9.915	47.83	15:20:18.810
2 -	59.295	1.503	54.62	15:21:18.105
3 -	58.535 (2)	0.743	55.33	15:22:16.640
4 -	58.721	0.929	55.16	15:23:15.361
5 -	59.624	1.832	54.32	15:24:14.985
6 -	1:06.136	8.344	48.97	15:25:21.121
<b>7 -</b>	<b>57.792 (1)</b>		<b>56.04</b>	<b>15:26:18.913</b>
8 -	59.445	1.653	54.48	15:27:18.358
9 -	58.704 (3)	0.912	55.17	15:28:17.062

<b>P8 27 Joe RICHARDSON</b>				
LAP	LAP TIME	DIFF	MPH	TIME OF DAY
1 -	1:15.550	17.265	42.87	15:20:26.653
2 -	1:04.829	6.544	49.96	15:21:31.482
3 -	1:00.186	1.901	53.81	15:22:31.668
4 -	59.249	0.964	54.66	15:23:30.917
5 -	58.545 (2)	0.260	55.32	15:24:29.462
<b>6 -</b>	<b>58.285 (1)</b>		<b>55.57</b>	<b>15:25:27.747</b>
7 -	1:00.610	2.325	53.44	15:26:28.357
8 -	58.720 (3)	0.435	55.16	15:27:27.077
9 -	58.947	0.662	54.94	15:28:26.024

<b>P9 7 Joe PALFREY</b>				
LAP	LAP TIME	DIFF	MPH	TIME OF DAY
1 -	1:15.447	12.890	42.93	15:20:26.550
2 -	1:04.829 (3)	2.272	49.96	15:21:31.379
3 -	1:06.450	3.893	48.74	15:22:37.829
4 -	1:03.989 (2)	1.432	50.61	15:23:41.818
<b>5 -</b>	<b>1:02.557 (1)</b>		<b>51.77</b>	<b>15:24:44.375</b>
6 -	1:05.291	2.734	49.60	15:25:49.666
7 -	1:11.039	8.482	45.59	15:27:00.705
8 -	1:06.208	3.651	48.92	15:28:06.913

<b>P10 113 Ian BISWELL</b>				
LAP	LAP TIME	DIFF	MPH	TIME OF DAY
1 -	1:03.656 (2)	0.958	50.88	15:20:14.759
<b>2 -</b>	<b>1:02.698 (1)</b>		<b>51.66</b>	<b>15:21:17.457</b>

Weather / Track : Bright / Dry

Pembrey Rallycross

Circuit Length = 0.8997 miles


Start: 15:19 Flag 15:27 End: 15:28

Results can be found at [www.tsl-timing.com](http://www.tsl-timing.com)

Printed - 15:30 Sunday, 07 May 2017

# British Superlite Championship - 600 Class

## RACE 93 - GRID (8 minutes)

ROW 4	9	7	Joe PALFREY	10	113	Ian BISWELL			
ROW 3	6	21	Mick BROWN	7	171	Neil RICHARDSON	8	27	Joe RICHARDSON
ROW 2	4	77	Tom BAMBER	5	48	Nick TURNER			
ROW 1	1	50	Phil REDFEARN	2	84	Tony TURNER	3	33	Paul SMYTHE
<b>Pole</b>									
									

Pembrey Rallycross  
Circuit Length = 0.8997 miles

**These results are provisional until the conclusion of any judicial and technical matters.**

Clerk Of Course :

Timekeeper :

# British Superlite Championship - 600 Class

## RACE 93 - CLASSIFICATION

POS	NO	NAME	ENTRY	LAPS	TIME	GAP	DIFF	MPH	BEST	ON
1	50	Phil REDFEARN	Superlite 600	11	10:40.775			55.60	<b>57.032</b>	10
2	84	Tony TURNER	Superlite 600	11	10:43.480	<b>2.705</b>	2.705	55.37	<b>57.449</b>	9
3	33	Paul SMYTHE	Superlite 600	11	10:58.148	<b>17.373</b>	14.668	54.13	<b>58.198</b>	9
4	47	Gordon KNOX	Superlite 600	11	11:07.245	<b>26.470</b>	9.097	53.39	<b>57.706</b>	11
5	21	Mick BROWN	Superlite 600	11	11:14.627	<b>33.852</b>	7.382	52.81	<b>59.226</b>	9
6	77	Tom BAMBER	Superlite 600	11	11:15.012	<b>34.237</b>	0.385	52.78	<b>58.368</b>	10
7	48	Nick TURNER	Superlite 600	11	11:25.350	<b>44.575</b>	10.338	51.98	<b>58.446</b>	11
8	171	Neil RICHARDSON	Superlite 600	11	11:32.126	<b>51.351</b>	6.776	51.47	<b>1:00.033</b>	11
9	27	Joe RICHARDSON	Superlite 600	10	10:40.401	<b>1 Lap</b>	1 Lap	50.57	<b>1:00.761</b>	8
10	113	Ian BISWELL	Superlite 600	9	9:20.748	<b>2 Laps</b>	1 Lap	51.98	<b>58.526</b>	4
11	7	Joe PALFREY	Superlite 600	8	11:45.564	<b>3 Laps</b>	1 Lap	36.72	<b>1:04.052</b>	2
FASTEST LAP										
50	Phil REDFEARN	Superlite 600		10	57.032			56.79 mph	91.40 kph	

Weather / Track : Bright / Dry

These results are provisional until the conclusion of any judicial and technical matters.

Pembrey Rallycross

Circuit Length = 0.8997 miles

Start: 17:18 Flag 17:28 End: 17:30

Clerk Of Course :

Timekeeper :



# British Superlite Championship - 600 Class

## RACE 93 - LAP CHART

### LAP 1 @ 17:19:06.656

NO	BEHIND	LAP TIME
50		1:03.654
84	1.059	1:04.713
33	2.859	1:06.513
21	6.593	1:10.247
113	6.630	1:10.284
48	7.292	1:10.946
77	8.317	1:11.971
27	8.317	1:11.971
47	11.620	1:15.274
171	12.160	1:15.814
7	13.958	1:17.612

### LAP 2 @ 17:20:05.649

NO	BEHIND	LAP TIME
50		58.993
84	1.012	58.946
33	4.791	1:00.925
113	6.399	58.762
21	9.044	1:01.444
47	11.868	59.241
77	14.628	1:05.304
171	15.312	1:02.145
48	17.641	1:09.342
27	17.641	1:08.317
7	19.017	1:04.052

### LAP 3 @ 17:21:03.736

NO	BEHIND	LAP TIME
50		58.087
84	0.799	57.874
33	5.989	59.285
113	7.096	58.784
21	11.218	1:00.261
47	11.955	58.174
77	15.748	59.207
171	18.218	1:00.993
48	21.142	1:01.588
27	21.142	1:01.588

### LAP 4 @ 17:22:01.433

NO	BEHIND	LAP TIME
50		57.697
84	0.898	57.796
33	7.684	59.392
113	7.925	58.526
21	13.824	1:00.303
47	14.401	1:00.143
77	18.153	1:00.102
171	22.458	1:01.937
48	24.526	1:01.081
27	29.650	1:06.205

### LAP 5 @ 17:22:58.930

NO	BEHIND	LAP TIME
50		57.497
84	1.043	57.642
33	9.460	59.273
113	9.813	59.385
21	16.066	59.739

47	16.299	59.395
77	19.194	58.538
171	27.083	1:02.122
48	28.375	1:01.346
27	33.745	1:01.592

### LAP 6 @ 17:23:56.164

NO	BEHIND	LAP TIME
50		57.234
84	1.714	57.905
33	11.475	59.249
113	12.636	1:00.057
47	18.082	59.017
7	3 Laps	3:49.713
21	19.782	1:00.950
77	21.404	59.444
171	30.415	1:00.566
48	33.902	1:02.761
27	38.927	1:02.416

### LAP 7 @ 17:24:53.782

NO	BEHIND	LAP TIME
50		57.618
84	1.717	57.621
33	13.190	59.333
113	16.219	1:01.201
47	18.893	58.429
21	23.338	1:01.174
77	23.824	1:00.038
7	3 Laps	1:09.932
171	33.708	1:00.911
48	35.813	59.529
27	43.164	1:01.855

### LAP 8 @ 17:25:51.477

NO	BEHIND	LAP TIME
50		57.695
84	1.788	57.766
33	14.330	58.835
113	18.722	1:00.198
47	19.575	58.377
77	25.354	59.225
21	27.687	1:02.044
7	3 Laps	1:06.537
171	39.622	1:03.609
48	39.767	1:01.649
27	46.230	1:00.761

### LAP 9 @ 17:26:48.928

NO	BEHIND	LAP TIME
50		57.451
84	1.786	57.449
33	15.077	58.198
47	25.681	1:03.557
77	28.000	1:00.097
21	29.462	59.226
113	34.822	1:13.551
48	41.946	59.630
171	45.349	1:03.178
7	3 Laps	1:07.058
27	52.122	1:03.343

### LAP 10 @ 17:27:45.960

NO	BEHIND	LAP TIME
50		57.032
84	2.865	58.111
33	16.893	58.848
47	26.581	57.932
77	29.336	58.368
21	31.669	59.239
48	43.946	59.032
171	49.135	1:00.818
7	3 Laps	1:05.146
27	57.443	1:02.353

### LAP 11 @ 17:28:43.777

NO	BEHIND	LAP TIME
50		57.817
84	2.705	57.657
33	17.373	58.297
47	26.470	57.706
21	33.852	1:00.000
77	34.237	1:02.718
48	44.575	58.446
171	51.351	1:00.033
7	3 Laps	1:05.514

Weather / Track : Bright / Dry

Results can be found at [www.tsl-timing.com](http://www.tsl-timing.com)

Pembrey Rallycross

Circuit Length = 0.8997 miles

Start: 17:18 Flag 17:28 End: 17:30

Printed - 17:32 Sunday, 07 May 2017

# British Superlite Championship - 600 Class

## RACE 93 - LAP ANALYSIS

DIFF = Difference To Personal Best Lap

<b>P1 50 Phil REDFEARN</b>				
LAP	LAP TIME	DIFF	MPH	TIME OF DAY
1 -	1:03.654	6.622	50.88	17:19:06.656
2 -	58.993	1.961	54.90	17:20:05.649
3 -	58.087	1.055	55.76	17:21:03.736
4 -	57.697	0.665	56.13	17:22:01.433
5 -	57.497	0.465	56.33	17:22:58.930
6 -	57.234 (2)	0.202	56.59	17:23:56.164
7 -	57.618	0.586	56.21	17:24:53.782
8 -	57.695	0.663	56.14	17:25:51.477
9 -	57.451 (3)	0.419	56.37	17:26:48.928
10 -	<b>57.032 (1)</b>		<b>56.79</b>	<b>17:27:45.960</b>
11 -	57.817	0.785	56.02	17:28:43.777

<b>P2 84 Tony TURNER</b>				
LAP	LAP TIME	DIFF	MPH	TIME OF DAY
1 -	1:04.713	7.264	50.05	17:19:07.715
2 -	58.946	1.497	54.95	17:20:06.661
3 -	57.874	0.425	55.96	17:21:04.535
4 -	57.796	0.347	56.04	17:22:02.331
5 -	57.642 (3)	0.193	56.19	17:22:59.973
6 -	57.905	0.456	55.93	17:23:57.878
7 -	57.621 (2)	0.172	56.21	17:24:55.499
8 -	57.766	0.317	56.07	17:25:53.265
9 -	<b>57.449 (1)</b>		<b>56.38</b>	<b>17:26:50.714</b>
10 -	58.111	0.662	55.73	17:27:48.825
11 -	57.657	0.208	56.17	17:28:46.482

<b>P3 33 Paul SMYTHE</b>				
LAP	LAP TIME	DIFF	MPH	TIME OF DAY
1 -	1:06.513	8.315	48.69	17:19:09.515
2 -	1:00.925	2.727	53.16	17:20:10.440
3 -	59.285	1.087	54.63	17:21:09.725
4 -	59.392	1.194	54.53	17:22:09.117
5 -	59.273	1.075	54.64	17:23:08.390
6 -	59.249	1.051	54.66	17:24:07.639
7 -	59.333	1.135	54.59	17:25:06.972
8 -	58.835 (3)	0.637	55.05	17:26:05.807
9 -	<b>58.198 (1)</b>		<b>55.65</b>	<b>17:27:04.005</b>
10 -	58.848	0.650	55.04	17:28:02.853
11 -	58.297 (2)	0.099	55.56	17:29:01.150

<b>P4 47 Gordon KNOX</b>				
LAP	LAP TIME	DIFF	MPH	TIME OF DAY
1 -	1:15.274	17.568	43.03	17:19:18.276
2 -	59.241	1.535	54.67	17:20:17.517
3 -	58.174 (3)	0.468	55.67	17:21:15.691
4 -	1:00.143	2.437	53.85	17:22:15.834
5 -	59.395	1.689	54.53	17:23:15.229
6 -	59.017	1.311	54.88	17:24:14.246
7 -	58.429	0.723	55.43	17:25:12.675
8 -	58.377	0.671	55.48	17:26:11.052
9 -	1:03.557	5.851	50.96	17:27:14.609
10 -	57.932 (2)	0.226	55.91	17:28:12.541
11 -	<b>57.706 (1)</b>		<b>56.13</b>	<b>17:29:10.247</b>

<b>P5 21 Mick BROWN</b>				
LAP	LAP TIME	DIFF	MPH	TIME OF DAY
1 -	1:10.247	11.021	46.10	17:19:13.249
2 -	1:01.444	2.218	52.71	17:20:14.693

DIFF = Difference To Personal Best Lap

3 -	1:00.261	1.035	53.75	17:21:14.954
4 -	1:00.303	1.077	53.71	17:22:15.257
5 -	59.739 (3)	0.513	54.22	17:23:14.996
6 -	1:00.950	1.724	53.14	17:24:15.946
7 -	1:01.174	1.948	52.94	17:25:17.120
8 -	1:02.044	2.818	52.20	17:26:19.164
9 -	<b>59.226 (1)</b>		<b>54.69</b>	<b>17:27:18.390</b>
10 -	59.239 (2)	0.013	54.67	17:28:17.629
11 -	1:00.000	0.774	53.98	17:29:17.629

<b>P6 77 Tom BAMBER</b>				
LAP	LAP TIME	DIFF	MPH	TIME OF DAY
1 -	1:11.971	13.603	45.00	17:19:14.973
2 -	1:05.304	6.936	49.60	17:20:20.277
3 -	59.207 (3)	0.839	54.70	17:21:19.484
4 -	1:00.102	1.734	53.89	17:22:19.586
5 -	58.538 (2)	0.170	55.33	17:23:18.124
6 -	59.444	1.076	54.48	17:24:17.568
7 -	1:00.038	1.670	53.95	17:25:17.606
8 -	59.225	0.857	54.69	17:26:16.831
9 -	1:00.097	1.729	53.89	17:27:16.928
10 -	<b>58.368 (1)</b>		<b>55.49</b>	<b>17:28:15.296</b>
11 -	1:02.718	4.350	51.64	17:29:18.014

<b>P7 48 Nick TURNER</b>				
LAP	LAP TIME	DIFF	MPH	TIME OF DAY
1 -	1:10.946	12.500	45.65	17:19:13.948
2 -	1:09.342	10.896	46.71	17:20:23.290
3 -	1:01.588	3.142	52.59	17:21:24.878
4 -	1:01.081	2.635	53.02	17:22:25.959
5 -	1:01.346	2.900	52.80	17:23:27.305
6 -	1:02.761	4.315	51.60	17:24:30.066
7 -	59.529 (3)	1.083	54.41	17:25:29.595
8 -	1:01.649	3.203	52.54	17:26:31.244
9 -	59.630	1.184	54.31	17:27:30.874
10 -	59.032 (2)	0.586	54.86	17:28:29.906
11 -	<b>58.446 (1)</b>		<b>55.42</b>	<b>17:29:28.352</b>

<b>P8 171 Neil RICHARDSON</b>				
LAP	LAP TIME	DIFF	MPH	TIME OF DAY
1 -	1:15.814	15.781	42.72	17:19:18.816
2 -	1:02.145	2.112	52.12	17:20:20.961
3 -	1:00.993	0.960	53.10	17:21:21.954
4 -	1:01.937	1.904	52.29	17:22:23.891
5 -	1:02.122	2.089	52.14	17:23:26.013
6 -	1:00.566 (2)	0.533	53.48	17:24:26.579
7 -	1:00.911	0.878	53.17	17:25:27.490
8 -	1:03.609	3.576	50.92	17:26:31.099
9 -	1:03.178	3.145	51.26	17:27:34.277
10 -	1:00.818 (3)	0.785	53.25	17:28:35.095
11 -	<b>1:00.033 (1)</b>		<b>53.95</b>	<b>17:29:35.128</b>

<b>P9 27 Joe RICHARDSON</b>				
LAP	LAP TIME	DIFF	MPH	TIME OF DAY
1 -	1:11.971	11.210	45.00	17:19:14.973
2 -	1:08.317	7.556	47.41	17:20:23.290
3 -	1:01.588 (2)	0.827	52.59	17:21:24.878
4 -	1:06.205	5.444	48.92	17:22:31.083
5 -	1:01.592 (3)	0.831	52.58	17:23:32.675
6 -	1:02.416	1.655	51.89	17:24:35.091
7 -	1:01.855	1.094	52.36	17:25:36.946

Pembrey Rallycross

Circuit Length = 0.8997 miles

Start: 17:18 Flag 17:28 End: 17:30

Weather / Track : Bright / Dry

## British Superlite Championship - 600 Class

### RACE 93 - LAP ANALYSIS

DIFF = Difference To Personal Best Lap

8 -	<b>1:00.761 (1)</b>		<b>53.30</b>	<b>17:26:37.707</b>
9 -	1:03.343	2.582	51.13	17:27:41.050
10 -	1:02.353	1.592	51.94	17:28:43.403

#### P10 113 Ian BISWELL

LAP	LAP TIME	DIFF	MPH	TIME OF DAY
1 -	1:10.284	11.758	46.08	17:19:13.286
2 -	58.762 (2)	0.236	55.12	17:20:12.048
3 -	58.784 (3)	0.258	55.10	17:21:10.832
4 -	<b>58.526 (1)</b>		<b>55.34</b>	<b>17:22:09.358</b>
5 -	59.385	0.859	54.54	17:23:08.743
6 -	1:00.057	1.531	53.93	17:24:08.800
7 -	1:01.201	2.675	52.92	17:25:10.001
8 -	1:00.198	1.672	53.80	17:26:10.199
9 -	1:13.551	15.025	44.03	17:27:23.750

#### P11 7 Joe PALFREY

LAP	LAP TIME	DIFF	MPH	TIME OF DAY
1 -	1:17.612	13.560	41.73	17:19:20.614
2 -	<b>1:04.052 (1)</b>		<b>50.56</b>	<b>17:20:24.666</b>
3 -	3:49.713	2:45.661	14.10	17:24:14.379
4 -	1:09.932	5.880	46.31	17:25:24.311
5 -	1:06.537	2.485	48.68	17:26:30.848
6 -	1:07.058	3.006	48.30	17:27:37.906
7 -	1:05.146 (2)	1.094	49.72	17:28:43.052
8 -	1:05.514 (3)	1.462	49.44	17:29:48.566

**British Superlite Championship - 900 Class**  
**SUNDAY PRACTICE - CLASSIFICATION**

POS	NO	NAME	ENTRY	TIME	ON	LAPS	GAP	DIFF	MPH
1	17	Mark RICHARDSON	Superlite 900	<b>56.682</b>	5	5			57.14
2	19	Simon NUTTER	Superlite 900	<b>56.753</b>	3	5	<b>0.071</b>	0.071	57.07
3	4	Paul HUDSON	Superlite 900	<b>56.947</b>	5	5	<b>0.265</b>	0.194	56.87
4	150	Duncan MACBETH	Superlite 900	<b>56.954</b>	2	2	<b>0.272</b>	0.007	56.87
5	10	Phil LEE	Superlite 900	<b>57.357</b>	3	5	<b>0.675</b>	0.403	56.47
6	52	Charlie MACBETH	Superlite 900	<b>58.150</b>	5	5	<b>1.468</b>	0.793	55.70
7	61	Tom ROCH	Superlite 900	<b>58.169</b>	5	5	<b>1.487</b>	0.019	55.68
8	22	John KERSHAW	Superlite 900	<b>59.390</b>	5	5	<b>2.708</b>	1.221	54.53
9	8	Peter MUIRHEAD	Superlite 900	<b>1:07.535</b>	2	2	<b>10.853</b>	8.145	47.96

Weather / Track : Cloudy / Dry

These results are provisional until the conclusion of any judicial and technical matters.

Pembrey Rallycross

Circuit Length = 0.8997 miles

Start: 09:30 Flag 09:37 End: 09:42

Clerk Of Course :		Timekeeper :
-------------------	--	--------------

# British Superlite Championship - 900 Class

## SUNDAY PRACTICE - LAP ANALYSIS

DIFF = Difference To Personal Best Lap

<b>P1 17 Mark RICHARDSON</b>				
LAP	LAP TIME	DIFF	MPH	TIME OF DAY
1 -	1:02.015	5.333	52.23	09:31:23.133
2 -	58.766	2.084	55.11	09:32:21.899
3 -	57.480 (3)	0.798	56.35	09:33:19.379
4 -	57.355 (2)	0.673	56.47	09:34:16.734
5 -	<b>56.682 (1)</b>		<b>57.14</b>	<b>09:35:13.416</b>

<b>P2 19 Simon NUTTER</b>				
LAP	LAP TIME	DIFF	MPH	TIME OF DAY
1 -	1:05.349	8.596	49.56	09:31:22.661
2 -	1:00.582	3.829	53.46	09:32:23.243
3 -	<b>56.753 (1)</b>		<b>57.07</b>	<b>09:33:19.996</b>
4 -	57.114 (2)	0.361	56.71	09:34:17.110
5 -	1:00.540 (3)	3.787	53.50	09:35:17.650

<b>P3 4 Paul HUDSON</b>				
LAP	LAP TIME	DIFF	MPH	TIME OF DAY
1 -	1:02.411	5.464	51.89	09:31:18.111
2 -	58.189	1.242	55.66	09:32:16.300
3 -	58.013 (3)	1.066	55.83	09:33:14.313
4 -	57.303 (2)	0.356	56.52	09:34:11.616
5 -	<b>56.947 (1)</b>		<b>56.87</b>	<b>09:35:08.563</b>

<b>P4 150 Duncan MACBETH</b>				
LAP	LAP TIME	DIFF	MPH	TIME OF DAY
1 -	1:00.692 (2)	3.738	53.36	09:37:43.445
2 -	<b>56.954 (1)</b>		<b>56.87</b>	<b>09:38:40.399</b>

<b>P5 10 Phil LEE</b>				
LAP	LAP TIME	DIFF	MPH	TIME OF DAY
1 -	1:02.930	5.573	51.47	09:31:16.869
2 -	57.505 (3)	0.148	56.32	09:32:14.374
3 -	<b>57.357 (1)</b>		<b>56.47</b>	<b>09:33:11.731</b>
4 -	58.142	0.785	55.70	09:34:09.873
5 -	57.426 (2)	0.069	56.40	09:35:07.299

<b>P6 52 Charlie MACBETH</b>				
LAP	LAP TIME	DIFF	MPH	TIME OF DAY
1 -	1:05.360	7.210	49.55	09:31:29.358
2 -	1:01.925	3.775	52.30	09:32:31.283
3 -	1:00.024 (3)	1.874	53.96	09:33:31.307
4 -	58.757 (2)	0.607	55.12	09:34:30.064
5 -	<b>58.150 (1)</b>		<b>55.70</b>	<b>09:35:28.214</b>

<b>P7 61 Tom ROCH</b>				
LAP	LAP TIME	DIFF	MPH	TIME OF DAY
1 -	1:04.721	6.552	50.04	09:31:27.697
2 -	1:00.101	1.932	53.89	09:32:27.798
3 -	59.803 (2)	1.634	54.16	09:33:27.601
4 -	59.942 (3)	1.773	54.03	09:34:27.543
5 -	<b>58.169 (1)</b>		<b>55.68</b>	<b>09:35:25.712</b>

<b>P8 22 John KERSHAW</b>				
LAP	LAP TIME	DIFF	MPH	TIME OF DAY
1 -	1:05.173	5.783	49.69	09:31:21.851
2 -	1:01.650	2.260	52.53	09:32:23.501

DIFF = Difference To Personal Best Lap

3 -	1:01.467 (3)	2.077	52.69	09:33:24.968
4 -	1:00.654 (2)	1.264	53.40	09:34:25.622
5 -	<b>59.390 (1)</b>		<b>54.53</b>	<b>09:35:25.012</b>

<b>P9 8 Peter MUIRHEAD</b>				
LAP	LAP TIME	DIFF	MPH	TIME OF DAY
1 -	1:11.026 (2)	3.491	45.60	09:31:31.279
2 -	<b>1:07.535 (1)</b>		<b>47.96</b>	<b>09:32:38.814</b>
3 -	7:25.445 (3)	6:17.910	7.27	09:40:04.259

Weather / Track : Cloudy / Dry

Results can be found at [www.tsl-timing.com](http://www.tsl-timing.com)

Pembrey Rallycross  
Circuit Length = 0.8997 miles  
Start: 09:30 Flag 09:37 End: 09:42

Printed - 09:41 Sunday, 07 May 2017

**British Superlite Championship - 900 Class**  
**SUNDAY QUALIFYING - CLASSIFICATION**

POS	NO	NAME	ENTRY	TIME	ON	LAPS	GAP	DIFF	MPH
1	210	Jake SWANN	Superlite 900	<b>52.794</b>	10	14			61.35
2	150	Duncan MACBETH	Superlite 900	<b>52.818</b>	9	13	<b>0.024</b>	0.024	61.32
3	10	Phil LEE	Superlite 900	<b>52.931</b>	11	14	<b>0.137</b>	0.113	61.19
4	17	Mark RICHARDSON	Superlite 900	<b>53.195</b>	5	13	<b>0.401</b>	0.264	60.89
5	19	Simon NUTTER	Superlite 900	<b>53.396</b>	6	13	<b>0.602</b>	0.201	60.66
6	8	Peter MUIRHEAD	Superlite 900	<b>54.410</b>	13	13	<b>1.616</b>	1.014	59.53
7	61	Tom ROCH	Superlite 900	<b>54.632</b>	4	6	<b>1.838</b>	0.222	59.28
8	22	John KERSHAW	Superlite 900	<b>54.778</b>	8	13	<b>1.984</b>	0.146	59.13
9	4	Paul HUDSON	Superlite 900	<b>55.057</b>	9	13	<b>2.263</b>	0.279	58.83
10	52	Charlie MACBETH	Superlite 900	<b>55.500</b>	5	7	<b>2.706</b>	0.443	58.36

Weather / Track : Bright / Dry

These results are provisional until the conclusion of any judicial and technical matters.

Pembrey Rallycross

Circuit Length = 0.8997 miles

Start: 11:04 Flag 11:16 End: 11:17

Clerk Of Course :		Timekeeper :
-------------------	--	--------------

# British Superlite Championship - 900 Class

## SUNDAY QUALIFYING - LAP ANALYSIS

DIFF = Difference To Personal Best Lap

P1 210 Jake SWANN				
LAP	LAP TIME	DIFF	MPH	TIME OF DAY
1 -	57.381	4.587	56.44	11:05:17.734
2 -	54.354	1.560	59.59	11:06:12.088
3 -	53.594	0.800	60.43	11:07:05.682
4 -	53.507	0.713	60.53	11:07:59.189
5 -	55.317	2.523	58.55	11:08:54.506
6 -	53.266	0.472	60.80	11:09:47.772
7 -	54.584	1.790	59.34	11:10:42.356
8 -	53.092	0.298	61.00	11:11:35.448
9 -	52.968 (2)	0.174	61.15	11:12:28.416
10 -	<b>52.794 (1)</b>		<b>61.35</b>	<b>11:13:21.210</b>
11 -	53.086 (3)	0.292	61.01	11:14:14.296
12 -	53.460	0.666	60.58	11:15:07.756
13 -	54.171	1.377	59.79	11:16:01.927
14 -	53.429	0.635	60.62	11:16:55.356

P2 150 Duncan MACBETH				
LAP	LAP TIME	DIFF	MPH	TIME OF DAY
1 -	1:07.244	14.426	48.16	11:05:41.583
2 -	56.182	3.364	57.65	11:06:37.765
3 -	54.432	1.614	59.50	11:07:32.197
4 -	53.671	0.853	60.35	11:08:25.868
5 -	53.056 (3)	0.238	61.05	11:09:18.924
6 -	52.985 (2)	0.167	61.13	11:10:11.909
7 -	56.684	3.866	57.14	11:11:08.593
8 -	53.449	0.631	60.60	11:12:02.042
9 -	<b>52.818 (1)</b>		<b>61.32</b>	<b>11:12:54.860</b>
10 -	1:02.601	9.783	51.74	11:13:57.461
11 -	57.795	4.977	56.04	11:14:55.256
12 -	53.121	0.303	60.97	11:15:48.377
13 -	1:02.730	9.912	51.63	11:16:51.107

P3 10 Phil LEE				
LAP	LAP TIME	DIFF	MPH	TIME OF DAY
1 -	56.742	3.811	57.08	11:05:19.256
2 -	53.974	1.043	60.01	11:06:13.230
3 -	53.380	0.449	60.67	11:07:06.610
4 -	53.367	0.436	60.69	11:07:59.977
5 -	53.842	0.911	60.15	11:08:53.819
6 -	53.266	0.335	60.80	11:09:47.085
7 -	55.577	2.646	58.28	11:10:42.662
8 -	53.376	0.445	60.68	11:11:36.038
9 -	53.286	0.355	60.78	11:12:29.324
10 -	54.654	1.723	59.26	11:13:23.978
11 -	<b>52.931 (1)</b>		<b>61.19</b>	<b>11:14:16.909</b>
12 -	53.084 (3)	0.153	61.01	11:15:09.993
13 -	53.037 (2)	0.106	61.07	11:16:03.030
14 -	53.746	0.815	60.26	11:16:56.776

P4 17 Mark RICHARDSON				
LAP	LAP TIME	DIFF	MPH	TIME OF DAY
1 -	1:03.662	10.467	50.87	11:05:34.213
2 -	56.484	3.289	57.34	11:06:30.697
3 -	54.625	1.430	59.29	11:07:25.322
4 -	53.734	0.539	60.27	11:08:19.056
5 -	<b>53.195 (1)</b>		<b>60.89</b>	<b>11:09:12.251</b>
6 -	54.133	0.938	59.83	11:10:06.384
7 -	53.830	0.635	60.17	11:11:00.214
8 -	54.233	1.038	59.72	11:11:54.447
9 -	54.098	0.903	59.87	11:12:48.545

DIFF = Difference To Personal Best Lap

10 -	54.179	0.984	59.78	11:13:42.724
11 -	53.431 (3)	0.236	60.62	11:14:36.155
12 -	54.177	0.982	59.78	11:15:30.332
13 -	53.287 (2)	0.092	60.78	11:16:23.619

P5 19 Simon NUTTER				
LAP	LAP TIME	DIFF	MPH	TIME OF DAY
1 -	58.861	5.465	55.02	11:05:29.791
2 -	55.181	1.785	58.69	11:06:24.972
3 -	53.695	0.299	60.32	11:07:18.667
4 -	53.775	0.379	60.23	11:08:12.442
5 -	53.534 (2)	0.138	60.50	11:09:05.976
6 -	<b>53.396 (1)</b>		<b>60.66</b>	<b>11:09:59.372</b>
7 -	53.775	0.379	60.23	11:10:53.147
8 -	53.610 (3)	0.214	60.41	11:11:46.757
9 -	53.625	0.229	60.40	11:12:40.382
10 -	53.900	0.504	60.09	11:13:34.282
11 -	1:01.983	8.587	52.25	11:14:36.265
12 -	1:05.643	12.247	49.34	11:15:41.908
13 -	1:03.712	10.316	50.83	11:16:45.620

P6 8 Peter MUIRHEAD				
LAP	LAP TIME	DIFF	MPH	TIME OF DAY
1 -	1:02.846	8.436	51.54	11:05:29.467
2 -	56.952	2.542	56.87	11:06:26.419
3 -	54.689	0.279	59.22	11:07:21.108
4 -	55.129	0.719	58.75	11:08:16.237
5 -	54.708	0.298	59.20	11:09:10.945
6 -	57.014	2.604	56.81	11:10:07.959
7 -	55.088	0.678	58.79	11:11:03.047
8 -	1:01.327	6.917	52.81	11:12:04.374
9 -	54.818	0.408	59.08	11:12:59.192
10 -	54.822	0.412	59.08	11:13:54.014
11 -	54.488 (2)	0.078	59.44	11:14:48.502
12 -	54.648 (3)	0.238	59.27	11:15:43.150
13 -	<b>54.410 (1)</b>		<b>59.53</b>	<b>11:16:37.560</b>

P7 61 Tom ROCH				
LAP	LAP TIME	DIFF	MPH	TIME OF DAY
1 -	1:06.095	11.463	49.00	11:05:42.259
2 -	56.841	2.209	56.98	11:06:39.100
3 -	55.227 (2)	0.595	58.65	11:07:34.327
4 -	<b>54.632 (1)</b>		<b>59.28</b>	<b>11:08:28.959</b>
5 -	55.902 (3)	1.270	57.94	11:09:24.861
6 -	1:01.513	6.881	52.65	11:10:26.374

P8 22 John KERSHAW				
LAP	LAP TIME	DIFF	MPH	TIME OF DAY
1 -	1:01.059	6.281	53.04	11:05:25.828
2 -	56.537	1.759	57.29	11:06:22.365
3 -	56.331	1.553	57.50	11:07:18.696
4 -	56.025	1.247	57.81	11:08:14.721
5 -	55.965	1.187	57.87	11:09:10.686
6 -	56.969	2.191	56.85	11:10:07.655
7 -	55.126 (2)	0.348	58.75	11:11:02.781
8 -	<b>54.778 (1)</b>		<b>59.13</b>	<b>11:11:57.559</b>
9 -	55.489 (3)	0.711	58.37	11:12:53.048
10 -	57.633	2.855	56.20	11:13:50.681
11 -	57.228	2.450	56.59	11:14:47.909
12 -	56.433	1.655	57.39	11:15:44.342
13 -	58.209	3.431	55.64	11:16:42.551

Weather / Track : Bright / Dry

Pembrey Rallycross

Circuit Length = 0.8997 miles

Start: 11:04 Flag 11:16 End: 11:17

# British Superlite Championship - 900 Class

## SUNDAY QUALIFYING - LAP ANALYSIS

DIFF = Difference To Personal Best Lap


<b>P9 4 Paul HUDSON</b>				
LAP	LAP TIME	DIFF	MPH	TIME OF DAY
1 -	59.112	4.055	54.79	11:05:23.089
2 -	56.013	0.956	57.82	11:06:19.102
3 -	55.544	0.487	58.31	11:07:14.646
4 -	55.372	0.315	58.49	11:08:10.018
5 -	55.373	0.316	58.49	11:09:05.391
6 -	55.067 (2)	0.010	58.82	11:10:00.458
7 -	55.210	0.153	58.66	11:10:55.668
8 -	56.571	1.514	57.25	11:11:52.239
<b>9 -</b>	<b>55.057 (1)</b>		<b>58.83</b>	<b>11:12:47.296</b>
10 -	56.958	1.901	56.86	11:13:44.254
11 -	55.193 (3)	0.136	58.68	11:14:39.447
12 -	55.963	0.906	57.87	11:15:35.410
13 -	55.585	0.528	58.27	11:16:30.995

<b>P10 52 Charlie MACBETH</b>				
LAP	LAP TIME	DIFF	MPH	TIME OF DAY
1 -	1:03.369	7.869	51.11	11:05:35.423
2 -	57.038	1.538	56.78	11:06:32.461
3 -	55.652 (2)	0.152	58.20	11:07:28.113
4 -	57.589	2.089	56.24	11:08:25.702
<b>5 -</b>	<b>55.500 (1)</b>		<b>58.36</b>	<b>11:09:21.202</b>
6 -	55.984 (3)	0.484	57.85	11:10:17.186
7 -	59.611	4.111	54.33	11:11:16.797



# British Superlite Championship - 900 Class

## RACE 73 - GRID (12 minutes)

ROW 4	9	4	55.057 Paul HUDSON	10	52	55.500 Charlie MACBETH			
ROW 3	6	8	54.410 Peter MUIRHEAD	7	61	54.632 Tom ROCH	8	22	54.778 John KERSHAW
ROW 2	4	17	53.195 Mark RICHARDSON	5	19	53.396 Simon NUTTER			
ROW 1	1	210	52.794 Jake SWANN	2	150	52.818 Duncan MACBETH	3	10	52.931 Phil LEE
<b>Pole</b>									
									

Pembrey Rallycross  
Circuit Length = 0.8997 miles

These results are provisional until the conclusion of any judicial and technical matters.

Clerk Of Course :

Timekeeper :

# British Superlite Championship - 900 Class

## RACE 73 - CLASSIFICATION

POS	NO	NAME	ENTRY	LAPS	TIME	GAP	DIFF	MPH	BEST	ON
1	150	Duncan MACBETH	Superlite 900	14	12:35.752			60.00	52.957	2
2	10	Phil LEE	Superlite 900	14	12:38.059	2.307	2.307	59.82	53.386	8
3	19	Simon NUTTER	Superlite 900	14	12:40.810	5.058	2.751	59.60	53.279	9
4	17	Mark RICHARDSON	Superlite 900	14	12:42.599	6.847	1.789	59.46	53.511	5
5	61	Tom ROCH	Superlite 900	14	13:04.031	28.279	21.432	57.83	54.586	7
6	4	Paul HUDSON	Superlite 900	14	13:04.657	28.905	0.626	57.79	54.658	3
7	8	Peter MUIRHEAD	Superlite 900	14	13:05.315	29.563	0.658	57.74	54.872	12
8	52	Charlie MACBETH	Superlite 900	14	13:06.507	30.755	1.192	57.65	54.494	12
9	210	Jake SWANN	Superlite 900	14	13:28.698	52.946	22.191	56.07	55.046	2

NOT CLASSIFIED

DNF	22	John KERSHAW	Superlite 900	2	2:04.064	12 Laps	12 Laps	52.21	58.970	2
-----	----	--------------	---------------	---	----------	---------	---------	-------	--------	---

FASTEST LAP

150	Duncan MACBETH	Superlite 900	2	52.957	61.16 mph	98.43 kph
-----	----------------	---------------	---	--------	-----------	-----------

Weather / Track : Bright / Dry

These results are provisional until the conclusion of any judicial and technical matters.

Pembrey Rallycross

Circuit Length = 0.8997 miles

Start: 13:04 Flag 13:17 End: 13:18

Clerk Of Course :

Timekeeper :

# British Superlite Championship - 900 Class

## RACE 73 - LAP CHART

### LAP 1 @ 13:05:36.925

NO	BEHIND	LAP TIME
150		58.003
10	0.528	58.531
19	0.593	58.596
210	0.727	58.730
17	1.959	59.962
61	3.177	1:01.180
8	4.336	1:02.339
52	4.524	1:02.527
4	6.856	1:04.859
22	7.091	1:05.094

### LAP 6 @ 13:10:05.408

NO	BEHIND	LAP TIME
150		53.771
10	2.544	53.887
19	3.820	55.448
17	4.776	54.475
61	14.696	56.199
8	14.939	55.834
4	16.083	56.077
210	16.200	58.046
52	17.624	57.147

### LAP 11 @ 13:14:34.431

NO	BEHIND	LAP TIME
150		54.108
10	1.905	53.491
19	2.671	53.401
17	5.398	53.652
61	23.327	55.331
8	23.630	55.364
4	24.023	55.494
52	25.709	55.404
210	38.994	1:00.387

### LAP 2 @ 13:06:29.882

NO	BEHIND	LAP TIME
150		52.957
19	1.428	53.792
10	2.571	55.000
210	2.816	55.046
17	3.874	54.872
61	6.044	55.824
52	8.283	56.716
8	8.829	57.450
4	9.734	55.835
22	13.104	58.970

### LAP 7 @ 13:10:58.649

NO	BEHIND	LAP TIME
150		53.241
10	3.053	53.750
19	3.957	53.378
17	5.634	54.099
61	16.041	54.586
8	16.647	54.949
210	18.842	55.883
4	19.142	56.300
52	19.885	55.502

### LAP 12 @ 13:15:28.031

NO	BEHIND	LAP TIME
150		53.600
10	1.802	53.497
19	2.804	53.733
17	5.561	53.763
61	24.646	54.919
8	24.902	54.872
4	25.199	54.776
52	26.603	54.494
210	40.835	55.441

### LAP 3 @ 13:07:23.887

NO	BEHIND	LAP TIME
150		54.005
19	1.283	53.860
10	2.181	53.615
17	4.585	54.716
210	4.698	55.887
61	8.462	56.423
52	9.143	54.865
8	10.121	55.297
4	10.387	54.658

### LAP 8 @ 13:11:52.997

NO	BEHIND	LAP TIME
150		54.348
10	2.091	53.386
19	3.823	54.214
17	5.536	54.250
8	17.482	55.183
61	17.585	55.892
4	19.893	55.099
52	20.881	55.344
210	22.747	58.253

### LAP 13 @ 13:16:21.593

NO	BEHIND	LAP TIME
150		53.562
10	1.712	53.472
19	3.219	53.977
17	5.962	53.963
61	26.105	55.021
4	27.017	55.380
8	27.365	56.025
52	28.670	55.629
210	48.616	1:01.343

### LAP 4 @ 13:08:17.453

NO	BEHIND	LAP TIME
150		53.566
19	1.879	54.162
10	2.636	54.021
17	4.745	53.726
210	9.556	58.424
61	10.650	55.754
8	11.660	55.105
4	12.493	55.672
52	12.622	57.045

### LAP 9 @ 13:12:46.688

NO	BEHIND	LAP TIME
150		53.691
10	2.030	53.630
19	3.411	53.279
17	5.396	53.551
8	19.640	55.849
61	19.756	55.862
4	21.100	54.898
52	23.401	56.211
210	26.813	57.757

### LAP 14 @ 13:17:14.674

NO	BEHIND	LAP TIME
150		53.081
10	2.307	53.676
19	5.058	54.920
17	6.847	53.966
61	28.279	55.255
4	28.905	54.969
8	29.563	55.279
52	30.755	55.166
210	52.946	57.411

### LAP 5 @ 13:09:11.637

NO	BEHIND	LAP TIME
150		54.184
19	2.143	54.448
10	2.428	53.976
17	4.072	53.511
210	11.925	56.553
61	12.268	55.802
8	12.876	55.400
4	13.777	55.468
52	14.248	55.810

### LAP 10 @ 13:13:40.323

NO	BEHIND	LAP TIME
150		53.635
10	2.522	54.127
19	3.378	53.602
17	5.854	54.093
61	22.104	55.983
8	22.374	56.369
4	22.637	55.172
52	24.413	54.647
210	32.715	59.537

Weather / Track : Bright / Dry

Pembrey Rallycross

Circuit Length = 0.8997 miles

Start: 13:04 Flag 13:17 End: 13:18

Results can be found at [www.tsl-timing.com](http://www.tsl-timing.com)

Printed - 13:19 Sunday, 07 May 2017

# British Superlite Championship - 900 Class

## RACE 73 - LAP ANALYSIS

DIFF = Difference To Personal Best Lap

P1 150 Duncan MACBETH				
LAP	LAP TIME	DIFF	MPH	TIME OF DAY
1 -	58.003	5.046	55.84	13:05:36.925
2 -	<b>52.957 (1)</b>		<b>61.16</b>	<b>13:06:29.882</b>
3 -	54.005	1.048	59.97	13:07:23.887
4 -	53.566	0.609	60.46	13:08:17.453
5 -	54.184	1.227	59.77	13:09:11.637
6 -	53.771	0.814	60.23	13:10:05.408
7 -	53.241 (3)	0.284	60.83	13:10:58.649
8 -	54.348	1.391	59.59	13:11:52.997
9 -	53.691	0.734	60.32	13:12:46.688
10 -	53.635	0.678	60.39	13:13:40.323
11 -	54.108	1.151	59.86	13:14:34.431
12 -	53.600	0.643	60.43	13:15:28.031
13 -	53.562	0.605	60.47	13:16:21.593
14 -	53.081 (2)	0.124	61.02	13:17:14.674

P2 10 Phil LEE				
LAP	LAP TIME	DIFF	MPH	TIME OF DAY
1 -	58.531	5.145	55.33	13:05:37.453
2 -	55.000	1.614	58.89	13:06:32.453
3 -	53.615	0.229	60.41	13:07:26.068
4 -	54.021	0.635	59.95	13:08:20.089
5 -	53.976	0.590	60.00	13:09:14.065
6 -	53.887	0.501	60.10	13:10:07.952
7 -	53.750	0.364	60.26	13:11:01.702
8 -	<b>53.386 (1)</b>		<b>60.67</b>	<b>13:11:55.088</b>
9 -	53.630	0.244	60.39	13:12:48.718
10 -	54.127	0.741	59.84	13:13:42.845
11 -	53.491 (3)	0.105	60.55	13:14:36.336
12 -	53.497	0.111	60.54	13:15:29.833
13 -	53.472 (2)	0.086	60.57	13:16:23.305
14 -	53.676	0.290	60.34	13:17:16.981

P3 19 Simon NUTTER				
LAP	LAP TIME	DIFF	MPH	TIME OF DAY
1 -	58.596	5.317	55.27	13:05:37.518
2 -	53.792	0.513	60.21	13:06:31.310
3 -	53.860	0.581	60.13	13:07:25.170
4 -	54.162	0.883	59.80	13:08:19.332
5 -	54.448	1.169	59.48	13:09:13.780
6 -	55.448	2.169	58.41	13:10:09.228
7 -	53.378 (2)	0.099	60.68	13:11:02.606
8 -	54.214	0.935	59.74	13:11:56.820
9 -	<b>53.279 (1)</b>		<b>60.79</b>	<b>13:12:50.099</b>
10 -	53.602	0.323	60.42	13:13:43.701
11 -	53.401 (3)	0.122	60.65	13:14:37.102
12 -	53.733	0.454	60.28	13:15:30.835
13 -	53.977	0.698	60.00	13:16:24.812
14 -	54.920	1.641	58.97	13:17:19.732

P4 17 Mark RICHARDSON				
LAP	LAP TIME	DIFF	MPH	TIME OF DAY
1 -	59.962	6.451	54.01	13:05:38.884
2 -	54.872	1.361	59.02	13:06:33.756
3 -	54.716	1.205	59.19	13:07:28.472
4 -	53.726	0.215	60.28	13:08:22.198
5 -	<b>53.511 (1)</b>		<b>60.53</b>	<b>13:09:15.709</b>
6 -	54.475	0.964	59.46	13:10:10.184
7 -	54.099	0.588	59.87	13:11:04.283
8 -	54.250	0.739	59.70	13:11:58.533

DIFF = Difference To Personal Best Lap

9 -	53.551 (2)	0.040	60.48	13:12:52.084
10 -	54.093	0.582	59.87	13:13:46.177
11 -	53.652 (3)	0.141	60.37	13:14:39.829
12 -	53.763	0.252	60.24	13:15:33.592
13 -	53.963	0.452	60.02	13:16:27.555
14 -	53.966	0.455	60.02	13:17:21.521

P5 61 Tom ROCH				
LAP	LAP TIME	DIFF	MPH	TIME OF DAY
1 -	1:01.180	6.594	52.94	13:05:40.102
2 -	55.824	1.238	58.02	13:06:35.926
3 -	56.423	1.837	57.40	13:07:32.349
4 -	55.754	1.168	58.09	13:08:28.103
5 -	55.802	1.216	58.04	13:09:23.905
6 -	56.199	1.613	57.63	13:10:20.104
7 -	<b>54.586 (1)</b>		<b>59.33</b>	<b>13:11:14.690</b>
8 -	55.892	1.306	57.95	13:12:10.582
9 -	55.862	1.276	57.98	13:13:06.444
10 -	55.983	1.397	57.85	13:14:02.427
11 -	55.331	0.745	58.54	13:14:57.758
12 -	54.919 (2)	0.333	58.97	13:15:52.677
13 -	55.021 (3)	0.435	58.86	13:16:47.698
14 -	55.255	0.669	58.62	13:17:42.953

P6 4 Paul HUDSON				
LAP	LAP TIME	DIFF	MPH	TIME OF DAY
1 -	1:04.859	10.201	49.94	13:05:43.781
2 -	55.835	1.177	58.01	13:06:39.616
3 -	<b>54.658 (1)</b>		<b>59.26</b>	<b>13:07:34.274</b>
4 -	55.672	1.014	58.18	13:08:29.946
5 -	55.468	0.810	58.39	13:09:25.414
6 -	56.077	1.419	57.76	13:10:21.491
7 -	56.300	1.642	57.53	13:11:17.791
8 -	55.099	0.441	58.78	13:12:12.890
9 -	54.898 (3)	0.240	59.00	13:13:07.788
10 -	55.172	0.514	58.70	13:14:02.960
11 -	55.494	0.836	58.36	13:14:58.454
12 -	54.776 (2)	0.118	59.13	13:15:53.230
13 -	55.380	0.722	58.48	13:16:48.610
14 -	54.969	0.311	58.92	13:17:43.579

P7 8 Peter MUIRHEAD				
LAP	LAP TIME	DIFF	MPH	TIME OF DAY
1 -	1:02.339	7.467	51.95	13:05:41.261
2 -	57.450	2.578	56.38	13:06:38.711
3 -	55.297	0.425	58.57	13:07:34.008
4 -	55.105 (3)	0.233	58.78	13:08:29.113
5 -	55.400	0.528	58.46	13:09:24.513
6 -	55.834	0.962	58.01	13:10:20.347
7 -	54.949 (2)	0.077	58.94	13:11:15.296
8 -	55.183	0.311	58.69	13:12:10.479
9 -	55.849	0.977	57.99	13:13:06.328
10 -	56.369	1.497	57.46	13:14:02.697
11 -	55.364	0.492	58.50	13:14:58.061
12 -	<b>54.872 (1)</b>		<b>59.02</b>	<b>13:15:52.933</b>
13 -	56.025	1.153	57.81	13:16:48.958
14 -	55.279	0.407	58.59	13:17:44.237

P8 52 Charlie MACBETH				
LAP	LAP TIME	DIFF	MPH	TIME OF DAY
1 -	1:02.527	8.033	51.80	13:05:41.449

Weather / Track : Bright / Dry

Pembrey Rallycross

Circuit Length = 0.8997 miles

Start: 13:04 Flag 13:17 End: 13:18

## British Superlite Championship - 900 Class

### RACE 73 - LAP ANALYSIS

DIFF = Difference To Personal Best Lap

2 -	56.716	2.222	57.11	13:06:38.165
3 -	54.865 (3)	0.371	59.03	13:07:33.030
4 -	57.045	2.551	56.78	13:08:30.075
5 -	55.810	1.316	58.03	13:09:25.885
6 -	57.147	2.653	56.67	13:10:23.032
7 -	55.502	1.008	58.35	13:11:18.534
8 -	55.344	0.850	58.52	13:12:13.878
9 -	56.211	1.717	57.62	13:13:10.089
10 -	54.647 (2)	0.153	59.27	13:14:04.736
11 -	55.404	0.910	58.46	13:15:00.140
12 -	<b>54.494 (1)</b>		<b>59.43</b>	<b>13:15:54.634</b>
13 -	55.629	1.135	58.22	13:16:50.263
14 -	55.166	0.672	58.71	13:17:45.429

#### P9 210 Jake SWANN


LAP	LAP TIME	DIFF	MPH	TIME OF DAY
1 -	58.730	3.684	55.15	13:05:37.652
2 -	<b>55.046 (1)</b>		<b>58.84</b>	<b>13:06:32.698</b>
3 -	55.887	0.841	57.95	13:07:28.585
4 -	58.424	3.378	55.44	13:08:27.009
5 -	56.553	1.507	57.27	13:09:23.562
6 -	58.046	3.000	55.80	13:10:21.608
7 -	55.883 (3)	0.837	57.96	13:11:17.491
8 -	58.253	3.207	55.60	13:12:15.744
9 -	57.757	2.711	56.08	13:13:13.501
10 -	59.537	4.491	54.40	13:14:13.038
11 -	1:00.387	5.341	53.63	13:15:13.425
12 -	55.441 (2)	0.395	58.42	13:16:08.866
13 -	1:01.343	6.297	52.80	13:17:10.209
14 -	57.411	2.365	56.41	13:18:07.620

#### P10 22 John KERSHAW

LAP	LAP TIME	DIFF	MPH	TIME OF DAY
1 -	1:05.094 (2)	6.124	49.76	13:05:44.016
2 -	<b>58.970 (1)</b>		<b>54.92</b>	<b>13:06:42.986</b>

# British Superlite Championship - 900 Class

## RACE 84 - GRID (12 minutes)

ROW 4	9	210	Jake SWANN	10	22	John KERSHAW			
ROW 3	6	4	Paul HUDSON	7	8	Peter MUIRHEAD	8	52	Charlie MACBETH
ROW 2	4	17	Mark RICHARDSON	5	61	Tom ROCH			
ROW 1	1	150	Duncan MACBETH	2	10	Phil LEE	3	19	Simon NUTTER
<b>Pole</b>									
									

Pembrey Rallycross  
Circuit Length = 0.8997 miles

**These results are provisional until the conclusion of any judicial and technical matters.**

Clerk Of Course :

Timekeeper :

# British Superlite Championship - 900 Class

## RACE 84 - CLASSIFICATION

POS	NO	NAME	ENTRY	LAPS	TIME	GAP	DIFF	MPH	BEST	ON
1	150	Duncan MACBETH	Superlite 900	9	8:09.546			59.54	53.471	5
2	10	Phil LEE	Superlite 900	9	8:11.186	1.640	1.640	59.34	53.554	5
3	17	Mark RICHARDSON	Superlite 900	9	8:17.242	7.696	6.056	58.62	54.015	6
4	210	Jake SWANN	Superlite 900	9	8:17.540	7.994	0.298	58.59	53.685	9
5	61	Tom ROCH	Superlite 900	9	8:33.928	24.382	16.388	56.72	55.617	9
6	52	Charlie MACBETH	Superlite 900	9	8:39.108	29.562	5.180	56.15	55.071	5
7	4	Paul HUDSON	Superlite 900	9	8:39.442	29.896	0.334	56.12	55.003	5
8	8	Peter MUIRHEAD	Superlite 900	9	8:52.308	42.762	12.866	54.76	55.382	5
9	19	Simon NUTTER	Superlite 900	8	7:18.382	1 Lap	1 Lap	59.10	53.242	6

### FASTEST LAP

19	Simon NUTTER	Superlite 900	6	53.242	60.83 mph	97.90 kph
----	--------------	---------------	---	--------	-----------	-----------

Weather / Track : Bright / Dry

These results are provisional until the conclusion of any judicial and technical matters.

Pembrey Rallycross

Circuit Length = 0.8997 miles

Start: 15:31 Flag 15:39 End: 15:40

Clerk Of Course :

Timekeeper :

# British Superlite Championship - 900 Class

## RACE 84 - LAP CHART

LAP 1 @ 15:32:04.571			LAP 6 @ 15:36:34.301		
NO	BEHIND	LAP TIME	NO	BEHIND	LAP TIME

19		57.713	150		53.533
10	0.252	57.965	10	1.326	53.917
150	0.942	58.655	19	1.548	53.242
17	2.848	1:00.561	17	6.293	54.015
61	4.039	1:01.752	210	8.856	53.829
52	5.456	1:03.169	61	17.282	55.687
210	6.045	1:03.758	8	18.732	56.636
8	7.795	1:05.508	52	19.567	56.795
4	8.447	1:06.160	4	22.181	59.069

LAP 2 @ 15:32:59.302			LAP 7 @ 15:37:28.152		
NO	BEHIND	LAP TIME	NO	BEHIND	LAP TIME

10		54.479	150		53.851
19	0.425	55.156	10	1.583	54.108
150	0.724	54.513	19	1.760	54.063
17	3.675	55.558	17	6.877	54.435
61	4.939	55.631	210	8.707	53.702
52	7.632	56.907	61	21.122	57.691
210	7.650	56.336	52	24.142	58.426
8	9.999	56.935	4	26.487	58.157
4	11.224	57.508	8	38.775	1:13.894

LAP 3 @ 15:33:53.655			LAP 8 @ 15:38:22.514		
NO	BEHIND	LAP TIME	NO	BEHIND	LAP TIME

10		54.353	150		54.362
150	0.073	53.702	10	1.420	54.199
19	0.815	54.743	19	2.726	55.328
17	3.631	54.309	17	7.029	54.514
61	7.288	56.702	210	8.199	53.854
210	7.305	54.008	61	22.655	55.895
52	10.268	56.989	52	25.785	56.005
8	11.102	55.456	4	27.759	55.634
4	12.110	55.239	8	40.671	56.258

LAP 4 @ 15:34:47.297			LAP 9 @ 15:39:16.404		
NO	BEHIND	LAP TIME	NO	BEHIND	LAP TIME

150		53.569	150		53.890
10	0.859	54.501	10	1.640	54.110
19	1.082	53.909	17	7.696	54.557
17	4.852	54.863	210	7.994	53.685
210	8.301	54.638	61	24.382	55.617
61	9.363	55.717	52	29.562	57.667
8	13.718	56.258	4	29.896	56.027
52	14.705	58.079	8	42.762	55.981
4	15.113	56.645			

LAP 5 @ 15:35:40.768		
NO	BEHIND	LAP TIME

150		53.471
10	0.942	53.554
19	1.839	54.228
17	5.811	54.430
210	8.560	53.730
61	15.128	59.236
8	15.629	55.382
52	16.305	55.071
4	16.645	55.003

Weather / Track : Bright / Dry

Results can be found at [www.tsl-timing.com](http://www.tsl-timing.com)

Pembrey Rallycross  
Circuit Length = 0.8997 miles  
Start: 15:31 Flag 15:39 End: 15:40

Printed - 15:42 Sunday, 07 May 2017



# British Superlite Championship - 900 Class

## RACE 84 - LAP ANALYSIS

DIFF = Difference To Personal Best Lap

P1 150 Duncan MACBETH				
LAP	LAP TIME	DIFF	MPH	TIME OF DAY
1 -	58.655	5.184	55.22	15:32:05.513
2 -	54.513	1.042	59.41	15:33:00.026
3 -	53.702	0.231	60.31	15:33:53.728
4 -	53.569 (3)	0.098	60.46	15:34:47.297
5 -	<b>53.471 (1)</b>		<b>60.57</b>	<b>15:35:40.768</b>
6 -	53.533 (2)	0.062	60.50	15:36:34.301
7 -	53.851	0.380	60.14	15:37:28.152
8 -	54.362	0.891	59.58	15:38:22.514
9 -	53.890	0.419	60.10	15:39:16.404

P2 10 Phil LEE				
LAP	LAP TIME	DIFF	MPH	TIME OF DAY
1 -	57.965	4.411	55.87	15:32:04.823
2 -	54.479	0.925	59.45	15:32:59.302
3 -	54.353	0.799	59.59	15:33:53.655
4 -	54.501	0.947	59.43	15:34:48.156
5 -	<b>53.554 (1)</b>		<b>60.48</b>	<b>15:35:41.710</b>
6 -	53.917 (2)	0.363	60.07	15:36:35.627
7 -	54.108 (3)	0.554	59.86	15:37:29.735
8 -	54.199	0.645	59.76	15:38:23.934
9 -	54.110	0.556	59.86	15:39:18.044

P3 17 Mark RICHARDSON				
LAP	LAP TIME	DIFF	MPH	TIME OF DAY
1 -	1:00.561	6.546	53.48	15:32:07.419
2 -	55.558	1.543	58.30	15:33:02.977
3 -	54.309 (2)	0.294	59.64	15:33:57.286
4 -	54.863	0.848	59.03	15:34:52.149
5 -	54.430 (3)	0.415	59.50	15:35:46.579
6 -	<b>54.015 (1)</b>		<b>59.96</b>	<b>15:36:40.594</b>
7 -	54.435	0.420	59.50	15:37:35.029
8 -	54.514	0.499	59.41	15:38:29.543
9 -	54.557	0.542	59.37	15:39:24.100

P4 210 Jake SWANN				
LAP	LAP TIME	DIFF	MPH	TIME OF DAY
1 -	1:03.758	10.073	50.80	15:32:10.616
2 -	56.336	2.651	57.49	15:33:06.952
3 -	54.008	0.323	59.97	15:34:00.960
4 -	54.638	0.953	59.28	15:34:55.598
5 -	53.730 (3)	0.045	60.28	15:35:49.328
6 -	53.829	0.144	60.17	15:36:43.157
7 -	53.702 (2)	0.017	60.31	15:37:36.859
8 -	53.854	0.169	60.14	15:38:30.713
9 -	<b>53.685 (1)</b>		<b>60.33</b>	<b>15:39:24.398</b>

P5 61 Tom ROCH				
LAP	LAP TIME	DIFF	MPH	TIME OF DAY
1 -	1:01.752	6.135	52.45	15:32:08.610
2 -	55.631 (2)	0.014	58.22	15:33:04.241
3 -	56.702	1.085	57.12	15:34:00.943
4 -	55.717	0.100	58.13	15:34:56.660
5 -	59.236	3.619	54.68	15:35:55.896
6 -	55.687 (3)	0.070	58.16	15:36:51.583
7 -	57.691	2.074	56.14	15:37:49.274
8 -	55.895	0.278	57.94	15:38:45.169
9 -	<b>55.617 (1)</b>		<b>58.23</b>	<b>15:39:40.786</b>

DIFF = Difference To Personal Best Lap

P6 52 Charlie MACBETH				
LAP	LAP TIME	DIFF	MPH	TIME OF DAY
1 -	1:03.169	8.098	51.27	15:32:10.027
2 -	56.907	1.836	56.91	15:33:06.934
3 -	56.989	1.918	56.83	15:34:03.923
4 -	58.079	3.008	55.77	15:35:02.002
5 -	<b>55.071 (1)</b>		<b>58.81</b>	<b>15:35:57.073</b>
6 -	56.795 (3)	1.724	57.03	15:36:53.868
7 -	58.426	3.355	55.43	15:37:52.294
8 -	56.005 (2)	0.934	57.83	15:38:48.299
9 -	57.667	2.596	56.16	15:39:45.966

P7 4 Paul HUDSON				
LAP	LAP TIME	DIFF	MPH	TIME OF DAY
1 -	1:06.160	11.157	48.95	15:32:13.018
2 -	57.508	2.505	56.32	15:33:10.526
3 -	55.239 (2)	0.236	58.63	15:34:05.765
4 -	56.645	1.642	57.18	15:35:02.410
5 -	<b>55.003 (1)</b>		<b>58.88</b>	<b>15:35:57.413</b>
6 -	59.069	4.066	54.83	15:36:56.482
7 -	58.157	3.154	55.69	15:37:54.639
8 -	55.634 (3)	0.631	58.22	15:38:50.273
9 -	56.027	1.024	57.81	15:39:46.300

P8 8 Peter MUIRHEAD				
LAP	LAP TIME	DIFF	MPH	TIME OF DAY
1 -	1:05.508	10.126	49.44	15:32:12.366
2 -	56.935	1.553	56.89	15:33:09.301
3 -	55.456 (2)	0.074	58.40	15:34:04.757
4 -	56.258	0.876	57.57	15:35:01.015
5 -	<b>55.382 (1)</b>		<b>58.48</b>	<b>15:35:56.397</b>
6 -	56.636	1.254	57.19	15:36:53.033
7 -	1:13.894	18.512	43.83	15:38:06.927
8 -	56.258	0.876	57.57	15:39:03.185
9 -	55.981 (3)	0.599	57.86	15:39:59.166

P9 19 Simon NUTTER				
LAP	LAP TIME	DIFF	MPH	TIME OF DAY
1 -	57.713	4.471	56.12	15:32:04.571
2 -	55.156	1.914	58.72	15:32:59.727
3 -	54.743	1.501	59.16	15:33:54.470
4 -	53.909 (2)	0.667	60.08	15:34:48.379
5 -	54.228	0.986	59.73	15:35:42.607
6 -	<b>53.242 (1)</b>		<b>60.83</b>	<b>15:36:35.849</b>
7 -	54.063 (3)	0.821	59.91	15:37:29.912
8 -	55.328	2.086	58.54	15:38:25.240

Weather / Track : Bright / Dry


Results can be found at [www.tsl-timing.com](http://www.tsl-timing.com)

Pembrey Rallycross  
Circuit Length = 0.8997 miles  
Start: 15:31 Flag 15:39 End: 15:40

Printed - 15:42 Sunday, 07 May 2017

# British Superlite Championship - 900 Class

## RACE 94 - GRID (8 minutes)

ROW 4	9   <b>19</b> Simon NUTTER		
ROW 3	6   <b>52</b> Charlie MACBETH	7   <b>4</b> Paul HUDSON	8   <b>8</b> Peter MUIRHEAD
ROW 2	4   <b>210</b> Jake SWANN		5   <b>61</b> Tom ROCH
ROW 1	1   <b>150</b> Duncan MACBETH	2   <b>10</b> Phil LEE	3   <b>17</b> Mark RICHARDSON
<b>Pole</b>			
			

Pembrey Rallycross  
Circuit Length = 0.8997 miles

**These results are provisional until the conclusion of any judicial and technical matters.**

Clerk Of Course :

Timekeeper :

# British Superlite Championship - 900 Class

## RACE 94 - CLASSIFICATION

POS	NO	NAME	ENTRY	LAPS	TIME	GAP	DIFF	MPH	BEST	ON
1	210	Jake SWANN	Superlite 900	11	10:06.457			58.75	53.541	7
2	150	Duncan MACBETH	Superlite 900	11	10:07.159	0.702	0.702	58.68	53.814	9
3	10	Phil LEE	Superlite 900	11	10:09.746	3.289	2.587	58.43	54.341	11
4	17	Mark RICHARDSON	Superlite 900	11	10:10.112	3.655	0.366	58.39	54.162	11
5	61	Tom ROCH	Superlite 900	11	10:33.708	27.251	23.596	56.22	56.394	7
6	52	Charlie MACBETH	Superlite 900	11	10:34.011	27.554	0.303	56.19	55.703	9
7	4	Paul HUDSON	Superlite 900	11	10:34.399	27.942	0.388	56.16	55.865	7
8	8	Peter MUIRHEAD	Superlite 900	11	10:35.012	28.555	0.613	56.10	55.688	10

### FASTEST LAP

210	Jake SWANN	Superlite 900	7	53.541	60.49 mph	97.36 kph
-----	------------	---------------	---	--------	-----------	-----------

Weather / Track : Bright / Dry

These results are provisional until the conclusion of any judicial and technical matters.

Pembrey Rallycross

Circuit Length = 0.8997 miles

Start: 17:32 Flag 17:42 End: 17:42

Clerk Of Course :

Timekeeper :

# British Superlite Championship - 900 Class

## RACE 94 - LAP CHART

LAP 1 @ 17:33:07.638		
NO	BEHIND	LAP TIME

150		59.481
10	0.587	1:00.068
17	1.198	1:00.679
210	1.363	1:00.844
8	3.529	1:03.010
61	4.316	1:03.797
52	4.578	1:04.059
4	5.002	1:04.483

LAP 2 @ 17:34:03.327		
NO	BEHIND	LAP TIME

150		55.689
10	0.540	55.642
17	1.010	55.501
210	1.350	55.676
8	5.857	58.017
61	6.033	57.406
52	7.233	58.344
4	7.569	58.256

LAP 3 @ 17:34:58.457		
NO	BEHIND	LAP TIME

150		55.130
10	0.979	55.569
17	1.226	55.346
210	1.734	55.514
61	8.650	57.747
8	9.351	58.624
52	9.876	57.773
4	10.173	57.734

LAP 4 @ 17:35:53.648		
NO	BEHIND	LAP TIME

150		55.191
10	1.863	56.075
17	2.112	56.077
210	2.134	55.591
61	9.927	56.468
8	11.118	56.958
4	11.868	56.886
52	12.559	57.874

LAP 5 @ 17:36:48.586		
NO	BEHIND	LAP TIME

150		54.938
10	1.690	54.765
210	2.172	54.976
17	2.532	55.358
61	12.306	57.317
8	13.549	57.369
4	13.768	56.838
52	15.491	57.870

LAP 6 @ 17:37:43.500		
NO	BEHIND	LAP TIME

150		54.914
10	1.533	54.757
210	1.860	54.602

17	2.478	54.860
61	14.812	57.420
4	16.016	57.162
8	16.526	57.891
52	16.817	56.240

LAP 7 @ 17:38:38.213		
NO	BEHIND	LAP TIME

150		54.713
210	0.688	53.541
10	1.586	54.766
17	1.995	54.230
61	16.493	56.394
4	17.168	55.865
8	18.945	57.132
52	19.238	57.134

LAP 8 @ 17:39:32.301		
NO	BEHIND	LAP TIME

150		54.088
210	0.369	53.769
10	2.176	54.678
17	2.622	54.715
61	19.431	57.026
4	19.621	56.541
52	20.952	55.802
8	21.994	57.137

LAP 9 @ 17:40:26.115		
NO	BEHIND	LAP TIME

150		53.814
210	0.243	53.688
10	2.914	54.552
17	3.271	54.463
4	22.278	56.471
61	22.502	56.885
52	22.841	55.703
8	24.708	56.528

LAP 10 @ 17:41:20.224		
NO	BEHIND	LAP TIME

150		54.109
210	0.402	54.268
10	3.338	54.533
17	3.883	54.721
61	25.040	56.647
52	25.306	56.574
4	25.654	57.485
8	26.287	55.688

LAP 11 @ 17:42:14.614		
NO	BEHIND	LAP TIME

210		53.988
150	0.702	55.092
10	3.289	54.341
17	3.655	54.162
61	27.251	56.601
52	27.554	56.638
4	27.942	56.678
8	28.555	56.658

Weather / Track : Bright / Dry

Results can be found at [www.tsl-timing.com](http://www.tsl-timing.com)

Pembrey Rallycross  
Circuit Length = 0.8997 miles  
Start: 17:32 Flag 17:42 End: 17:42

Printed - 17:44 Sunday, 07 May 2017

# British Superlite Championship - 900 Class

## RACE 94 - LAP ANALYSIS

DIFF = Difference To Personal Best Lap

P1 210 Jake SWANN				
LAP	LAP TIME	DIFF	MPH	TIME OF DAY
1 -	1:00.844	7.303	53.23	17:33:09.001
2 -	55.676	2.135	58.17	17:34:04.677
3 -	55.514	1.973	58.34	17:35:00.191
4 -	55.591	2.050	58.26	17:35:55.782
5 -	54.976	1.435	58.91	17:36:50.758
6 -	54.602	1.061	59.32	17:37:45.360
7 -	<b>53.541 (1)</b>		<b>60.49</b>	<b>17:38:38.901</b>
8 -	53.769 (3)	0.228	60.24	17:39:32.670
9 -	53.688 (2)	0.147	60.33	17:40:26.358
10 -	54.268	0.727	59.68	17:41:20.626
11 -	53.988	0.447	59.99	17:42:14.614

P2 150 Duncan MACBETH				
LAP	LAP TIME	DIFF	MPH	TIME OF DAY
1 -	59.481	5.667	54.45	17:33:07.638
2 -	55.689	1.875	58.16	17:34:03.327
3 -	55.130	1.316	58.75	17:34:58.457
4 -	55.191	1.377	58.68	17:35:53.648
5 -	54.938	1.124	58.95	17:36:48.586
6 -	54.914	1.100	58.98	17:37:43.500
7 -	54.713	0.899	59.20	17:38:38.213
8 -	54.088 (2)	0.274	59.88	17:39:32.301
9 -	<b>53.814 (1)</b>		<b>60.19</b>	<b>17:40:26.115</b>
10 -	54.109 (3)	0.295	59.86	17:41:20.224
11 -	55.092	1.278	58.79	17:42:15.316

P3 10 Phil LEE				
LAP	LAP TIME	DIFF	MPH	TIME OF DAY
1 -	1:00.068	5.727	53.92	17:33:08.225
2 -	55.642	1.301	58.21	17:34:03.867
3 -	55.569	1.228	58.28	17:34:59.436
4 -	56.075	1.734	57.76	17:35:55.511
5 -	54.765	0.424	59.14	17:36:50.276
6 -	54.757	0.416	59.15	17:37:45.033
7 -	54.766	0.425	59.14	17:38:39.799
8 -	54.678	0.337	59.23	17:39:34.477
9 -	54.552 (3)	0.211	59.37	17:40:29.029
10 -	54.533 (2)	0.192	59.39	17:41:23.562
11 -	<b>54.341 (1)</b>		<b>59.60</b>	<b>17:42:17.903</b>

P4 17 Mark RICHARDSON				
LAP	LAP TIME	DIFF	MPH	TIME OF DAY
1 -	1:00.679	6.517	53.38	17:33:08.836
2 -	55.501	1.339	58.36	17:34:04.337
3 -	55.346	1.184	58.52	17:34:59.683
4 -	56.077	1.915	57.76	17:35:55.760
5 -	55.358	1.196	58.51	17:36:51.118
6 -	54.860	0.698	59.04	17:37:45.978
7 -	54.230 (2)	0.068	59.72	17:38:40.208
8 -	54.715	0.553	59.19	17:39:34.923
9 -	54.463 (3)	0.301	59.47	17:40:29.386
10 -	54.721	0.559	59.19	17:41:24.107
11 -	<b>54.162 (1)</b>		<b>59.80</b>	<b>17:42:18.269</b>

P5 61 Tom ROCH				
LAP	LAP TIME	DIFF	MPH	TIME OF DAY
1 -	1:03.797	7.403	50.77	17:33:11.954
2 -	57.406	1.012	56.42	17:34:09.360

DIFF = Difference To Personal Best Lap

3 -	57.747	1.353	56.09	17:35:07.107
4 -	56.468 (2)	0.074	57.36	17:36:03.575
5 -	57.317	0.923	56.51	17:37:00.892
6 -	57.420	1.026	56.41	17:37:58.312
7 -	<b>56.394 (1)</b>		<b>57.43</b>	<b>17:38:54.706</b>
8 -	57.026	0.632	56.80	17:39:51.732
9 -	56.885	0.491	56.94	17:40:48.617
10 -	56.647	0.253	57.18	17:41:45.264
11 -	56.601 (3)	0.207	57.22	17:42:41.865

P6 52 Charlie MACBETH				
LAP	LAP TIME	DIFF	MPH	TIME OF DAY
1 -	1:04.059	8.356	50.56	17:33:12.216
2 -	58.344	2.641	55.51	17:34:10.560
3 -	57.773	2.070	56.06	17:35:08.333
4 -	57.874	2.171	55.96	17:36:06.207
5 -	57.870	2.167	55.97	17:37:04.077
6 -	56.240 (3)	0.537	57.59	17:38:00.317
7 -	57.134	1.431	56.69	17:38:57.451
8 -	55.802 (2)	0.099	58.04	17:39:53.253
9 -	<b>55.703 (1)</b>		<b>58.14</b>	<b>17:40:48.956</b>
10 -	56.574	0.871	57.25	17:41:45.530
11 -	56.638	0.935	57.18	17:42:42.168

P7 4 Paul HUDSON				
LAP	LAP TIME	DIFF	MPH	TIME OF DAY
1 -	1:04.483	8.618	50.23	17:33:12.640
2 -	58.256	2.391	55.60	17:34:10.896
3 -	57.734	1.869	56.10	17:35:08.630
4 -	56.886	1.021	56.93	17:36:05.516
5 -	56.838	0.973	56.98	17:37:02.354
6 -	57.162	1.297	56.66	17:37:59.516
7 -	<b>55.865 (1)</b>		<b>57.98</b>	<b>17:38:55.381</b>
8 -	56.541 (3)	0.676	57.28	17:39:51.922
9 -	56.471 (2)	0.606	57.35	17:40:48.393
10 -	57.485	1.620	56.34	17:41:45.878
11 -	56.678	0.813	57.14	17:42:42.556

P8 8 Peter MUIRHEAD				
LAP	LAP TIME	DIFF	MPH	TIME OF DAY
1 -	1:03.010	7.322	51.40	17:33:11.167
2 -	58.017	2.329	55.82	17:34:09.184
3 -	58.624	2.936	55.25	17:35:07.808
4 -	56.958	1.270	56.86	17:36:04.766
5 -	57.369	1.681	56.46	17:37:02.135
6 -	57.891	2.203	55.95	17:38:00.026
7 -	57.132	1.444	56.69	17:38:57.158
8 -	57.137	1.449	56.68	17:39:54.295
9 -	56.528 (2)	0.840	57.30	17:40:50.823
10 -	<b>55.688 (1)</b>		<b>58.16</b>	<b>17:41:46.511</b>
11 -	56.658 (3)	0.970	57.16	17:42:43.169

Weather / Track : Bright / Dry

Results can be found at [www.tsl-timing.com](http://www.tsl-timing.com)

Pembrey Rallycross  
 Circuit Length = 0.8997 miles  
 Start: 17:32 Flag 17:42 End: 17:42

Printed - 17:44 Sunday, 07 May 2017